

GO WITH
THE NATION'S
FAVOURITE



Caravans 2020





Welcome to Bailey, The Nation's Favourite.

We've been proudly hitting the road for over 70 years. Along the way, we've built hundreds of thousands of Bailey caravans and motorhomes, each of them made with one thing in mind: creating the perfect holiday.

So, no matter which of our models you choose for your home away from home; comfort, convenience and adventure are built into every one.

GO BAILEY! We can't wait to see you out there.



WHERE NEXT?

Contents

Bailey heritage	02
Build quality	04
Value standards	06
Made in Bristol	08
Tested to the limit	10
Choose your layout	12
Choose your Bailey	14
RANGES	
Alicanto Grande	18
Pegasus Grande	30
Unicorn Black Edition	42
Phoenix	54
Discovery	64
PRIMA accessories	76
Where to buy	78
Bailey Owners Club	79

Bailey by name...

The Bailey story started back in 1948, when Martin Bailey designed and built the very first Bailey caravan in his South Bristol garage. His caravans soon captured the nation's adventurous spirit, and Bailey grew into the thriving, family-run business it still is today.

We've come a long way since those early days, not least in the millions (and millions) of miles covered by people in their Bailey caravans all over the world. With 70 years of experience behind us, we never stop considering how we can push the boundaries of engineering and innovation in everything we do. And, like you, we're always looking forward to our next adventure, of course...



The Queen's visit

As part of our 65th anniversary celebrations, we were honoured to welcome Her Majesty The Queen and His Royal Highness The Duke of Edinburgh to South Liberty Lane, to enjoy a tour of our production facility.

Family matters

We're proudly family-run to this day, and one thing hasn't changed a bit since Martin started it all: let's build great caravans that are superb value for money and inspire more and more people to Go Bailey!

Because, for us, there are few greater pleasures than getting out there, with a Bailey caravan behind us and nothing but the open road and good times with friends and family ahead.

The best bit? Everyone's welcome in the Bailey family, even if we haven't got to know you yet.

Here's to the next 70 years of making holidays.

What goes into The Nation's Favourite?

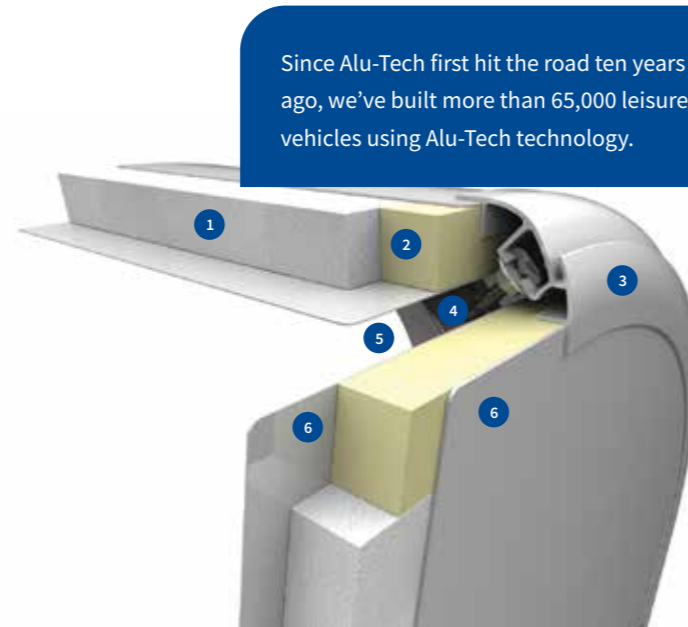
It all started with a simple question: "Is there a better way?" Leisure vehicle design and construction hadn't moved on very much for over 30 years, until we developed Alu-Tech and changed everything.

Alu-Tech is a completely new approach to bodysell construction. Using a unique interlocking aluminium framework to clamp the body panels together, Bailey created a shell that was so much more robust and durable than anything else.

Greater protection against the elements comes from a significant reduction in the number of external joints and fixing points, along with using timber-free components in the upper bodysell panels. Thicker, better-insulated panels, cloaked in impact resistant GRP (Glass Reinforced Plastic), hugely improve the thermal performance of the bodysell, for genuine four-season performance. All this, with no increase in weight or cost.

Turns out, there is a better way.

*Terms and conditions apply.
Please visit baileyofbristol.co.uk/warranties-servicing for more information.



- 1 Polystyrene core
- 2 Composite plastic extrusion
- 3 Alu-Tech rail
- 4 Structural fixing bracket
- 5 Alu-Tech rail insulation
- 6 GRP (Glass Reinforced Plastic) outer and inner skin



3 year
transferable manufacturers components warranty*

6 year
transferable bodysell integrity warranty*

Since Alu-Tech first hit the road ten years ago, we've built more than 65,000 leisure vehicles using Alu-Tech technology.



LIGHTWEIGHT DESIGN
Alu-Tech is 10% lighter than conventional construction methods making them accessible to a wider range of tow vehicles.

TIMBER-FREE PANEL CONSTRUCTION
Timber-free bodysell panels are more resistant to the elements, enhancing their longevity.

CENTRALLY MOUNTED GAS LOCKER AND BATTERY BOX
Improved weight distribution enhances vehicle stability and reduces nose weights.

AL-KO CHASSIS AND STABILISER HITCH
Provides the best possible platform on which to build our caravans, by maximising on-the-road stability.

SUPERIOR THERMAL INSULATION
Thicker fully laminated bodypanels provide superior thermal performance that allows you to holiday all year around.

BODYSHELL CONSTRUCTION
Four/five part fully laminated bodysell construction enhances strength.

INTERLOCKING ALUMINIUM FRAMEWORK
Internal fixings clamp the body panels together, producing a shell of unrivalled strength and rigidity.

AERO-DYNAMIC PROFILE
Curved rear domes optimise air flow to improve safety and fuel economy.

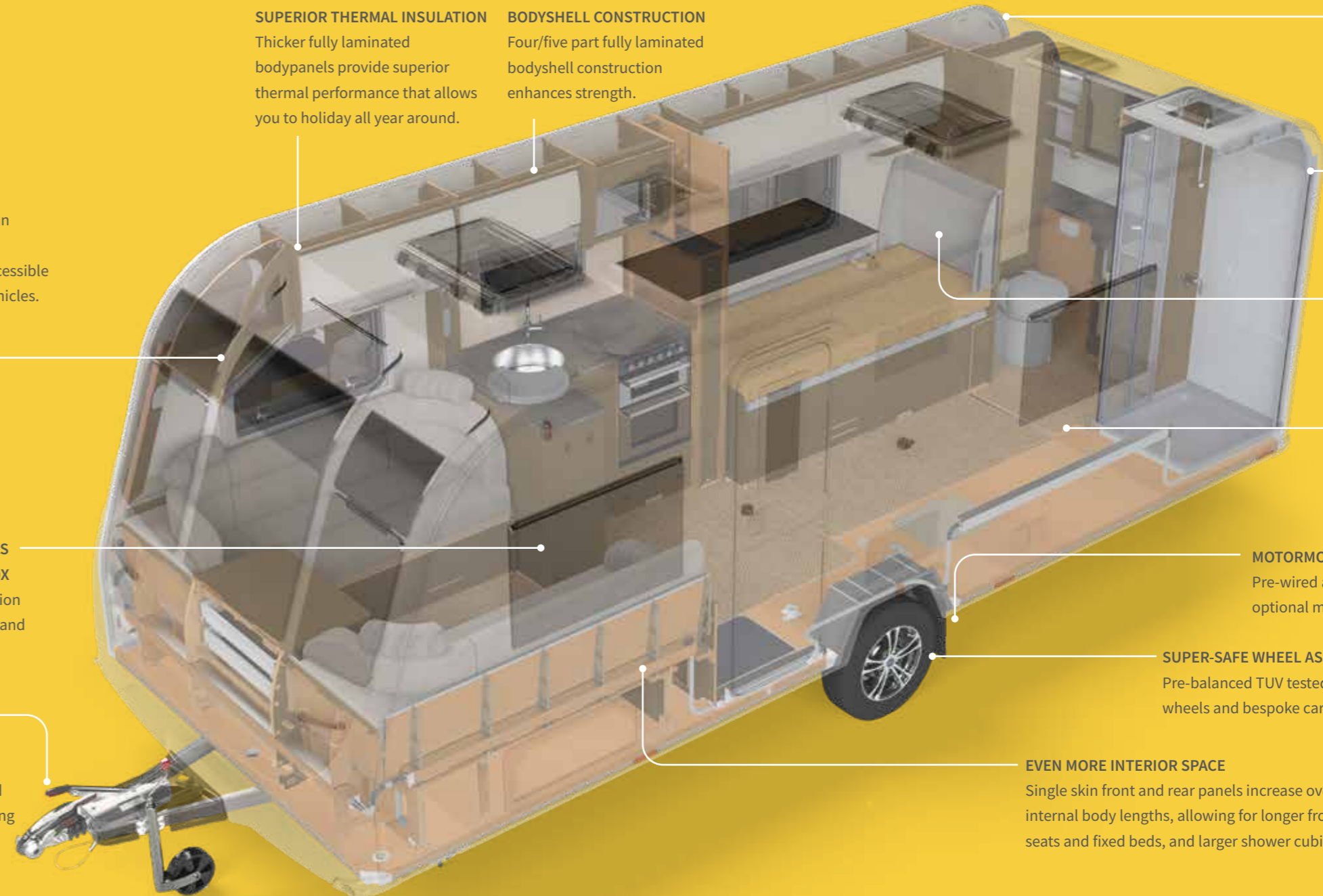
MORE INTERIOR SPACE
Flat roof panel design creates more internal headroom (1.96m or 6'5").

GRP CLOAKED BODY SHELL
Glass reinforced plastic skin for greater impact resistance and superior thermal insulation.

MOTORMOVER FITMENT
Pre-wired at the factory for the fitment of an optional motormover by your Retailer (cost option).

SUPER-SAFE WHEEL ASSEMBLIES
Pre-balanced TUV tested alloy wheels and bespoke caravan tyres.

EVEN MORE INTERIOR SPACE
Single skin front and rear panels increase overall internal body lengths, allowing for longer front seats and fixed beds, and larger shower cubicles.



We believe in more

We build every Bailey caravan on one simple principle: with high specifications at superb value for money with no hidden extras.

Simply put, we believe in more – and know that it's the little things that go a long way. Comfort and convenience come as standard in every Bailey, but you'll also find a host of extra features to make you feel at home, wherever you choose to make it.

So it's not just your money that goes further. Our signature build quality means you and your Bailey do too.



...JUST ADD FUN

EUROPEAN COMMUNITY WHOLE VEHICLE TYPE APPROVAL (ECWVTA)
All our caravans meet stringent European environmental, safety and security standards.

BRITISH HEALTH AND SAFETY
All our caravans comply with British Health and Safety legislation, as certified by the National Caravan Council.

SUPERIOR THERMAL PERFORMANCE
The highest classification of thermal insulation (Grade III of EN1645-I) makes all our caravans four-season certified.

SAFE AND SECURE
CRIS vehicle recognition system, concealed security data chip, plus smoke and carbon monoxide alarms.

FRONT VERTICAL SKYLIGHT
Our signature front vertical skylight provides unbroken views and fills the living area with natural light.

WINDOW BLINDS AND FLYSCREENS
Protection and privacy on all windows and rooflights, as well as the main entrance door.

USB SOCKETS
Conveniently located USBs throughout.

TV AERIAL AND STATION
Keep up to date with your favourite TV programmes courtesy of the Status 570 digital directional aerial.

MARKET-LEADING HEATING SYSTEMS
Fitment of either Truma or Alde heating systems (range specific) keeps you comfortable whatever the weather.

INTERNAL LIGHTING SYSTEMS
12v interior LED task and mood lighting systems, with down-lighters and directional spotlights.

FURNISHINGS AND FLOORS
Premium quality fabrics and superior cushion construction, with practical drop in carpets (range specific) over durable floor vinyl.

DOMETIC REFRIGERATORS
Spacious Dometic refrigerators give you extra space for keeping your food and drink fresh.

THETFORD COOKING APPLIANCES
Rustle up your favourites with premium Thetford appliances featuring an oven, grill and hob.

BAILEY VALUE
As the Nation's Favourite we like to give you more – meaning more standard specifications for your money and less on the optional extras list.

Made in Bristol

We've been proud to call South Bristol home since 1948. Martin Bailey designed and built the first Bailey caravan in his garage, just a stone's throw from the South Liberty Lane site that now houses our 14.5-acre production facility.

We think of ourselves as one big family. Most of us live nearby and have been part of Bailey for a long time (ten years is the average length of service).

Over 500 hands make every Bailey

From our joiners and electricians, to our designers and fabricators, we have the skills, expertise and experience to build a complex range of caravans and motorhomes, all in the same plant – and all by hand.

We've invested heavily in South Liberty Lane over the last 20 years, including the UK's only mechanised assembly line, so our optimised production process is considered one of the most advanced in Europe. Quantity sits very comfortably with quality.



OVER 500 HANDS
HELP MAKE
EVERY BAILEY

The road ahead

To push UK leisure vehicle manufacturing to the next level, we've completely redeveloped our South Liberty Lane site.

By relocating PRIMA Leisure to North Bristol and our Large Panel Laminating Plant (which makes caravan sides, ceilings and floors) to North Somerset, we've made space for the purpose-built Replenishment Centre, where we can store the thousands of parts we need to build our caravans and motorhomes. So the future of Bailey is as exciting and innovative as its past.



Tested to the limit

From desert dust to Arctic ice, we put our caravans through their paces, so they're at their best on the roads of Great Britain – and beyond.

Good enough simply isn't good enough. It's why we go to such great – and sometimes extreme – lengths to make sure our caravans and motorhomes can perform, whatever's thrown their way.

It's only through rigorous testing, that we're satisfied our products are ready for the road. It's why we push our vehicles harder and further, and for longer – and continually set industry performance standards.

Every new range, for example, goes through cold chamber testing down to -15°C, so we can work with our heating system partners, to get the best possible results in thermal insulation classification. We also put them through accelerated life tests, so we can complete a full structural evaluation. The test conditions are far in excess of what a caravan is likely to encounter in its lifetime.

If something's not up to the job, we go back to the drawing board until it is, before testing it rigorously to make sure it's right. That way, when our products get out there on the road, we know every single one is the best it can be.



Go anywhere, do everything

Cold chambers and test trucks are one thing, but few things beat getting out there properly.

In 2015, we took two caravans on a 3,500-mile journey through the Australian Outback. During the two-week trip they stood up to everything the elements could throw at them, proving they could hold their own in even the toughest conditions.

In 2017, we embarked on another marathon endurance test; this time with two caravans and a motorhome, on a 5,000-mile trip to Northern Finland – and well inside the Arctic Circle. Conditions couldn't have been more different than the Red Centre of Australia, but once again the vehicles took everything in their stride.

The successes of these adventures really whet our appetite. So, we decided to embark on a third: 21 countries in 21 days, across two continents – without a rest. From Bristol to Istanbul, we're proud to say the vehicles were more than capable and eager for more – even if we were well in need of a break.



 Watch our testing videos online [Go to baileيوفbristol.co.uk/tested-to-the-limit](http://baileيوفbristol.co.uk/tested-to-the-limit)

Choose your layout

Before you explore which range and model is right for you, you can narrow down your choice by berth, bed configuration and washroom placement. You'll see which ranges correspond to your choices in the coloured bars beneath each layout.

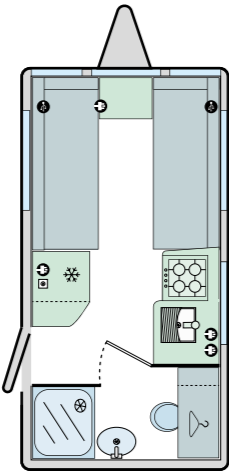


8ft wide touring caravans

Extra space that's made for touring or seasonal use, and available across the Alicanto Grande and Pegasus Grande ranges.

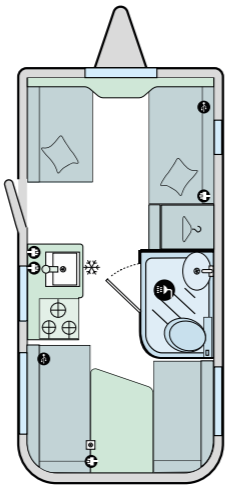
2↑

Front lounge
End washroom



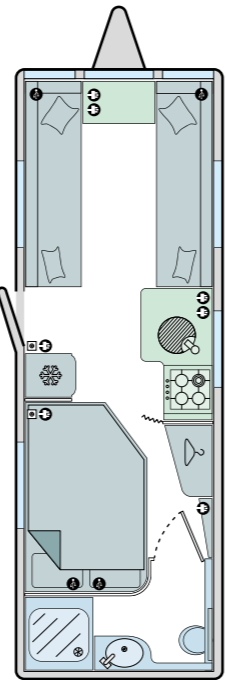
3↑

Double lounge
Central washroom



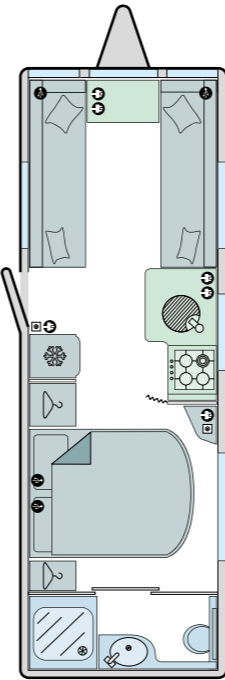
4↑

Corner double bed
End washroom



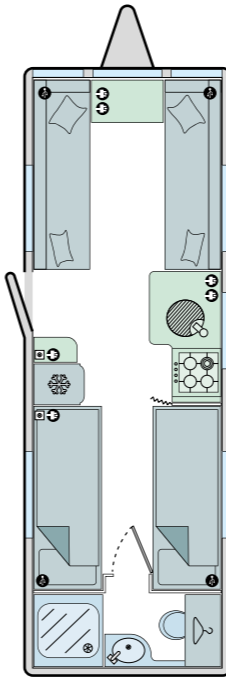
4↑

Island double bed
End washroom



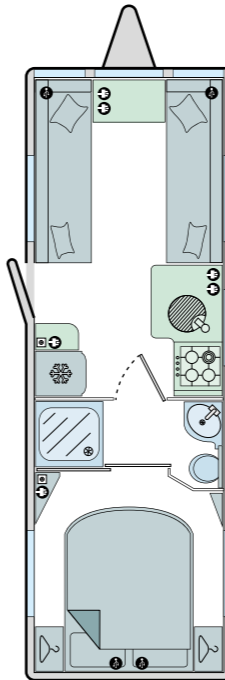
4↑

Twin bed
End washroom




4↑

Island double bed
Central washroom




5↑

Bunk bed
End washroom



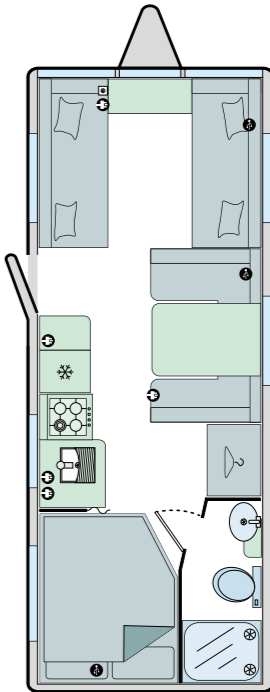
6↑

Bunk bed
Central washroom



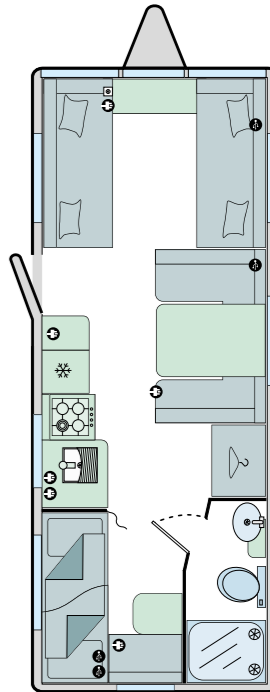
6↑

Corner double bed
Corner washroom



6↑

Bunk bed
Corner washroom



Layouts available in the following ranges:

Single axle options

Twin axle options



Unicorn Black p.42

Phoenix p.54

Discovery p.64



Discovery p.64



Unicorn Black p.42

Phoenix p.54

Discovery p.64



Alicanto Grande p.18 8ft

Pegasus Grande p.30 8ft

Unicorn Black p.42

Phoenix p.54



Alicanto Grande p.18 8ft

Pegasus Grande p.30 8ft

Unicorn Black p.42

Phoenix p.54



Alicanto Grande p.18 8ft

Pegasus Grande p.30 8ft

Unicorn Black p.42

Phoenix p.54



Phoenix p.54



Phoenix p.54



Pegasus Grande p.30 8ft



Pegasus Grande p.30 8ft



Find your perfect Bailey online

Go to baileyofbristol.co.uk/compare-caravans

Choose your Bailey

Now you've decided on berths, beds and washrooms, it's time to choose which Bailey is best for you. You'll find a quick summary of each of the five ranges on the following pages, then you can explore the features of each in much more detail.



Touring caravan or an 8ft wide touring caravan?

Space comes as standard across all our ranges, but you can choose to go 8ft wide with the Alicanto Grande and Pegasus Grande ranges, for up to 25% more interior space.



p. 18

Luxurious & limitless

Generous in every direction, the 8ft wide Alicanto Grande is the last word in luxury. Choose from four fully specified layouts, where the only thing not included is the view.

There are four models to choose from in this range.

TWIN AXLE 2x models available with Twin Axle



p. 30

Stylish & spacious

The 8ft wide Pegasus Grande has been designed to offer a unique range of generous layouts, perfect for relaxing or entertaining in style.

There are six models to choose from in this range.

TWIN AXLE 4x models available with Twin Axle




p. 42

Effortless & elegant

Effortless practicality meets simple elegance. Packed with features, the Unicorn Black Edition range sets a new standard, so you can escape in style.

There are seven models to choose from in this range.

TWIN AXLE 2x models available with Twin Axle



p. 54

Comfortable & capable

Strike the perfect balance between space, comfort and affordability, with the Phoenix range. Lightweight, versatile – and ready for everything.

There are seven models to choose from in this range.

TWIN AXLE 1x model available with Twin Axle



p. 64

Compact & confident

Dare to be different, with the agile, eye-catching Discovery range. The contemporary styling and ingenious use of space make a Discovery the perfect partner to every adventure.

There are three models to choose from in this range.

Range comparison

External Features

Internal Features

*Unicorn Black Edition Merida only.

	8ft wide Touring Caravans		Touring Caravans		
					
Signature vertical front skylight	●	●	●	●	●
Aerodynamically profiled double glazed Polyplastic windows throughout	●	●	●	●	●
100 watt Truma solar panel	●	●	●	●	●
Exterior 230v socket	●	●	●	●	●
External gas BBQ point	●	●	●	●	●
External satellite connection point	●	●	●	●	●
Status 570 telescopic directional digital television aerial	●	●	●	●	●
AL-KO ATC trailer control system	●	●	●	●	●
AL-KO shock absorbers	●	●	●	●	●
AL-KO caravan jack	●	●	●	●	●
AL-KO secure portable wheel lock	●	●	●	●	●
TyrePal tyre pressure monitor system (TPMS)	●	●	●	●	●
Interior floor mounted steel spare wheel and tyre	●	●	●	●	●
Exterior wind down floor mounted spare wheel carrier and steel spare wheel	●	●	●	●	●
TRACKER Monitor Thatcham CAT 7 approved Stolen Vehicle Recovery System	●	●	●	●	●
TRACKER Retrieve Stolen Vehicle Recovery System	●	●	●	●	●
TRACKER PIR intruder alarm with tilt sensor and key fob operation	●	●	●	●	●
Truma Combi heating and hot water system	●	●	●	●	●
Alde programmable radiator heating and hot water system	●	●	●	●	●
Branded Radio/CD/MP3 player with USB connection point	●	●	●	●	●
Branded DAB Radio/CD/MP3 player with USB connection point and Bluetooth capability	●	●	●	●	●
Dometic 103 litre refrigerator and 12 litre freezer (model specific)	●	●	●*	●	●
Dometic 134 litre tower refrigerator and 12 litre freezer (model specific)	●	●	●	●	●
Dometic 145 litre tower refrigerator and 28 litre freezer (model specific)	●	●	●	●	●
Dometic 10-series 153 litre electronic fridge freezer with universal handed door mechanism	●	●	●	●	●
Dometic 190 litre tower refrigerator including 35 litre freezer (model specific)	●	●	●	●	●
Thetford Triplex combined oven and grill, with three gas burner hob	●	●	●	●	●
Thetford K-Series combined oven and grill, with four gas burner hob	●	●	●	●	●
Thetford K-Series combined oven and grill, with electric hotplate and 3 gas burner hob	●	●	●	●	●

Introducing Bailey caravans

Choose your Bailey

...HERE WE GO



Find your perfect Bailey online

Go to baileyofbristol.co.uk/compare-caravans

Choose your Bailey



NEW

Luxurious & limitless

LIVE WITHOUT LIMITS



8ft WIDE

Get to know Alicanto Grande

Generous in every direction, the 8ft wide Alicanto Grande is the last word in luxury. Choose from four fully specified layouts, where the only thing not included is the view.

4 Models

4 Berths

Favourite facts

- AL-KO ATC trailer control system and stabiliser hitch
- Tracker Monitor system with integral intruder alarm
- Four-season all weather sustainability with Alde radiator central heating system
- L-shape kitchen with up to 25% more work surface and 30% more storage
- Dometic 153 litre fridge freezer with dual hinged door
- Larger beds with memory foam topped mattresses

Packed to the rooflights with features, the all-new Alicanto Grande is our flagship range, where comfort, style and practicality combine to take luxury to a whole new level.

At 8ft wide, there's an extra 10% of floor space, to give you enhanced seating and larger beds, complete with memory foam mattresses. You'll find smart use of space throughout, along with the latest appliances, technology and safety features – all in a package that's as comfortable touring as it is for seasonal use. Wherever you decide to take the Alicanto Grande, you'll turn heads.




Model Estoril



Key features

- 1 Vertical front skylight and rooflight surround with integral ambient and task lighting
- 2 Mirrored front corner locker sections
- 3 Two-drawer front chest with slide out occasional table and soft close drawers
- 4 Optional 'Portobello' soft furnishings (cost option)
- 5 Bespoke caravan bedding sets to co-ordinate with caravan soft furnishings (cost option)
- 6 Superior foam fixed bed mattress construction with memory foam top



Gallery



Go to baileyofbristol.co.uk/alicantogrande




Model Estoril



- 1 L-shape kitchen design
- 2 Branded Perspex kitchen splash-back with chrome detailing
- 3 Branded 800 watt microwave oven
- 4 Thetford dual fuel hob with electric hotplate and three gas burners
- 5 Built-in kitchen wine rack (model specific)
- 6 Full width padded headboard (model specific)



- 7 Full width backlit washroom mirror (model specific)
- 8 Large 'Granite Stone' fully lined square shower cubicle with bi-fold partition door and integral lighting
- 9 Conventional cushion construction with fully sprung knee rolled base cushions and square back rest
- 10 Standard 'Farrington' soft furnishings





1 Dressing area with illuminated vanity mirror (model specific)




2 Front corner wall-mounted storage pouches



4 Dual finish 'Cashmere' gloss Italian design overhead curved locker doors with split level storage



3 Countertop inset washroom hand basin with ceramic ball mixer tap



5 'Praline' deep pile loose fit drop in carpets



6 Washroom panel radiator



7 Dometic 10-series 153 litre electronic fridge freezer with universal handed door mechanism




8 Alde heating touch screen user-friendly control panel



10 Branded DAB radio/CD/MP3 player with USB connection point and Bluetooth capability



9 Slide out TV bracket (model specific)



11 Curved corner back rests with removable head rests



12 Kitchen glass splashguard



13 AL-KO AKS 3004 stabiliser



14 Stainless steel round kitchen sink with concealed fixings, swan-neck mixer tap, washing up bowl and drainer

Specification



Exterior features

- High performance GRP skinned 'Polar White' Alu-Tech bodyshell (Go to page 4 to find out more about our patented construction)
- AL-KO one-piece galvanised steel chassis, braking system and running gear
- Flush-fit single piece front and rear impact resistant bumper with integral grab handles and step up A-Frame fairing
- Diamond cut style 15" (single axle models) or 14" (twin axle models) TUV tested alloy wheels
- Front corner steadies and heavy duty rear corner steadies
- Aerodynamically profiled double glazed Polyplastic opening vertical front skylight and windows throughout
- Remis two-part pleated flyscreen and blind to vertical skylight and Remis pleated flyscreen and blinds to principal windows
- Vertical front skylight and rooflight surround with integral ambient and task lighting
- Midi and mini Heki rooflights located throughout the habitation area
- Hartal GRP skin two-part large aperture exterior door with window, waste bin and dustpan and brush and Hartal pleated full length flyscreen
- Easy access exterior storage lockers with moulded interior liner
- 'Metallic Bronze' graphics scheme

Living room

- Bailey 'Mendip Ash' furniture finish
- Dual finish 'Cashmere' gloss Italian design overhead curved locker doors with 'Grey' textured contrasting stripe
- Premium quality black chrome locker door handles and chrome finish fixture and fittings
- 'Slate Grey' marble finish freestanding table with dedicated storage
- Two-drawer front chest with slide out occasional table and soft close drawers
- Beech slat seat bases with sprung hinged tops for extra comfort and ease of access
- Conventional cushion construction with fully sprung knee rolled base cushions and square back rests featuring premium quality fabrics and curved corner back rests with removable head rests
- Standard 'Farringdon' soft furnishings with co-ordinating curtains, three curved back rests with head rests, one bolster cushion and four large square scatter cushions
- Optional 'Portobello' soft furnishings with co-ordinating curtains, three curved back rests with head rests, one bolster cushion and four large square scatter cushions
- Front corner wall-mounted storage pouches

- Leatherette covered interior grab handle for ease of access in and out of the caravan (model specific)
- 'Praline' deep pile loose fit drop in carpets

Entertainment

- External satellite connection point
- Status 570 telescopic directional digital television aerial
- Two TV stations with 230v, 12v and aerial sockets
- Two TV mounting plates and one bracket (model specific)
- Slide out TV bracket (model specific)
- Branded DAB radio/CD/MP3 player with USB connection point and Bluetooth capability

Bedroom

- Beech slat bed bases with sprung hinged tops for extra comfort and ease of access
- Fixed double beds with aluminium frames and gas strut assisted opening mechanism (model specific)
- Superior foam fixed bed mattress construction with memory foam top and stylish fabric covering
- Full width or wrap around padded headboard (model specific)

Kitchen features

- L-shape kitchen design with dedicated cutlery drawer with up to 25% more worktop surface and 30% more storage
- 'Slate Grey' marble finish kitchen worktop laminate
- Drop down hob cover worktop in matching 'Slate Grey' marble finish
- Stainless steel round kitchen sink with concealed fixings, swan-neck mixer tap, washing up bowl and drainer
- Branded Perspex kitchen splashback with chrome detailing
- Remis splash-proof roller blind to kitchen window
- Kitchen glass splashguard
- Soft close kitchen drawers
- Built-in kitchen wine rack (model specific)
- Dometic 10-series 153 litre electronic fridge freezer with universal handed door mechanism
- Thetford K-Series combined oven, grill and hob with electronic ignition and flame failure device
- Thetford dual fuel hob with electric hotplate and three gas burners
- Branded 800 watt microwave oven

Bathroom features

- 'Slate Grey' marble finish washroom worktop laminate with splashback upstand
- Large 'Granite Stone' fully lined square shower cubicle with bi-fold partition door and integral lighting
- Ceiling mounted pull down hanging rail on shower hood
- In-shower hanging toiletry storage caddy
- Countertop inset washroom hand basin with ceramic ball mixer tap
- Full width backlit washroom mirror (model specific)
- Built in Thetford C-260 cassette toilet with remote header tank and recessed toilet roll storage shelf (model specific)

Electrical

- Truma 100 watt solar panel
- Exterior 230v socket
- 12v internal lighting system including LED down-lighters and directional spotlights plus ambient over locker and floor level lighting
- 230v power supply with up to six interior sockets
- Up to four USB sockets in directional spotlights
- Centrally located electrical control panel

Heating and plumbing

- Alde Hydronic Compact 3020 programmable radiator heating system with combined water heating
 - Alde 3020 boiler for improved fuel economy
 - Dual fuel 6.4kw gas and up to 3.15kw electric power sources
 - Alde touch screen user-friendly control panel with back up battery for uninterrupted programming
 - Washroom panel radiator
- On-board 40 litre water tank (twin axles only)
- Whale high flow submersible pump
- Truma gas BBQ point

Safety and security

- AL-KO ATC trailer control system
- AL-KO AKS 3004 stabiliser
- AL-KO shock absorbers
- TyrePal Tyre Pressure Monitor System (TPMS)
- Wind down floor-mounted spare wheel carrier and spare wheel (steel spare wheel)
- AL-KO caravan jack
- AL-KO secure portable wheel lock (two for twin axle models)
- TRACKER Monitor Thatcham CAT 7 approved Stolen Vehicle Recovery System (including first three months subscription fee)
- TRACKER PIR activated intruder alarm featuring a tilt sensor and key fob operation

Warranty

- Supplied with a six-year transferable bodyshell integrity warranty and a three-year transferable manufacturers components warranty*
- Four-year transferable extension to bodyshell integrity warranty (making ten years in total) and/or three-year transferable extension to manufacturer's warranty (making six years in total) available as cost options*

Optional extras

- Optional 'Portobello' soft furnishings
- Bespoke caravan bedding sets to co-ordinate with caravan soft furnishings (model specific)

*Terms and conditions apply. Please visit baileyofofbristol.co.uk/warranties-servicing for more information.

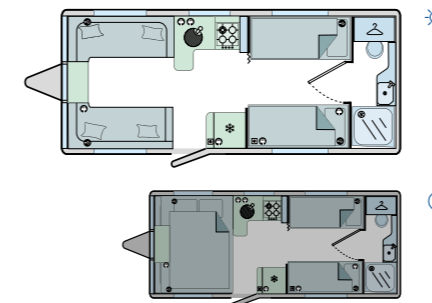
For a full list of specifications
Go to baileyofofbristol.co.uk/allicantogrande



Estoril

4↑

Internal Length	6.112m/20'1"
Shipping Length	7.381m/24'3"
Overall Width	2.450m/8'0"
Overall Height	2.605m/8'7"
Internal Headroom	1.960m/6'5"
Awning Size	1031cm
Tyre Sizes	195/70 R15
MTPLM	1624kg
MRO	1469kg
Total User Payload	155kg



Bed Sizes

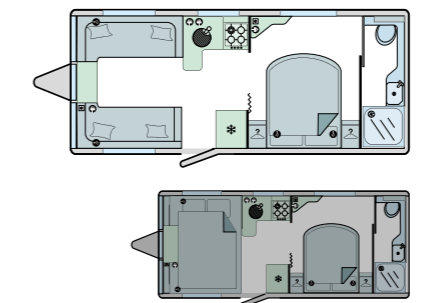
Front Double	2.04m x 1.47m/6'8" x 4'10"
Front N/S Single	1.80m x 0.64m/5'11" x 2'1"
Front O/S Single	1.83m x 0.64m/6'0" x 2'1"
Rear N/S Fixed Single	1.93m x 0.77m/6'4" x 2'6"
Rear O/S Fixed Single	1.93m x 0.77m/6'4" x 2'6"



Sintra

4↑

Internal Length	6.112m/20'1"
Shipping Length	7.381m/24'3"
Overall Width	2.450m/8'0"
Overall Height	2.605m/8'7"
Internal Headroom	1.960m/6'5"
Awning Size	1031cm
Tyre Sizes	195/70 R15
MTPLM	1596kg
MRO	1441kg
Total User Payload	155kg



Bed Sizes

Front Double	2.04m x 1.47m/6'8" x 4'10"
Front N/S Single	1.80m x 0.64m/5'11" x 2'1"
Front O/S Single	1.83m x 0.64m/6'0" x 2'1"
Rear Fixed Double	1.89m x 1.43m/6'2" x 4'8"

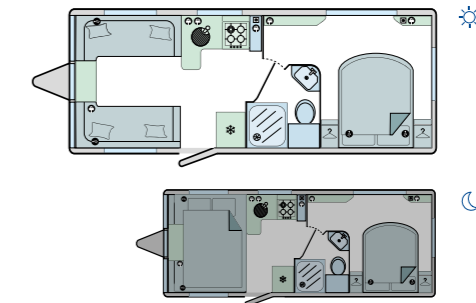


Faro

4↑

Twin Axle

Internal Length	6.334m/20'9"
Shipping Length	7.862m/25'10"
Overall Width	2.450m/8'0"
Overall Height	2.605m/8'7"
Internal Headroom	1.960m/6'5"
Awning Size	1083cm
Tyre Sizes	185/65 R14
MTPLM	1790kg
MRO	1630kg
Total User Payload	160kg



Bed Sizes

Front Double	2.04m x 1.47m/6'8" x 4'10"
Front N/S Single	1.80m x 0.64m/5'11" x 2'1"
Front O/S Single	1.83m x 0.64m/6'0" x 2'1"
Rear Fixed Double	1.89m x 1.43m/6'2" x 4'8"

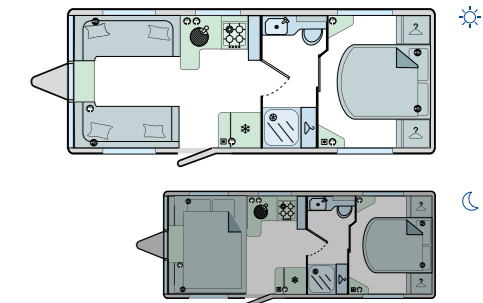


Porto

4↑

Twin Axle

Internal Length	6.334m/20'9"
Shipping Length	7.862m/25'10"
Overall Width	2.450m/8'0"
Overall Height	2.605m/8'7"
Internal Headroom	1.960m/6'5"
Awning Size	1083cm
Tyre Sizes	185/65 R14
MTPLM	1779kg
MRO	1619kg
Total User Payload	160kg



Bed Sizes

Front Double	2.13m x 1.47m/7'0" x 4'10"
Front N/S Single	1.88m x 0.64m/6'2" x 2'1"
Front O/S Single	1.83m x 0.64m/6'0" x 2'1"
Rear Fixed Double	1.89m x 1.43m/6'2" x 4'8"

A tolerance in the MRO has been allowed for in the calculations of Payload Margins. The awning length measurement shown is to be interpreted as a guide only and an enquiry should be made to individual awning manufacturers as to the correct size. Bed sizes are measured at the widest point of the bed.



Stylish & spacious



TIME OUT (AND STRETCH OUT)

Favourite facts

- Truma 100 watt solar panel for off-grid holidays
- AL-KO ATC trailer control system and stabiliser hitch
- Tracker retrieve system
- Up to 25% additional living space
- Four-season all weather sustainability with Truma Combi blown air heating system
- G-shaped lounge design or U-shaped dinette area (model specific)



Get to know Pegasus Grande

The extra-wide Pegasus Grande has been designed to offer a unique range of generous layouts, perfect for relaxing or entertaining in style.

6 Models

4-6 Berths

A fresh take on a firm favourite, the Pegasus Grande gives this familiar Bailey range an all-new look, inside and out. More space meets more choice.

With six unique layouts offering up to 25% more space inside, the 8ft wide Pegasus is both versatile and comprehensively specified. Brimming with features, it combines smart design with stylish touches, so you have everything you'll need to enjoy your holiday, no matter if you're hitting the road or finding a spot for the season. Comfort and convenience await.

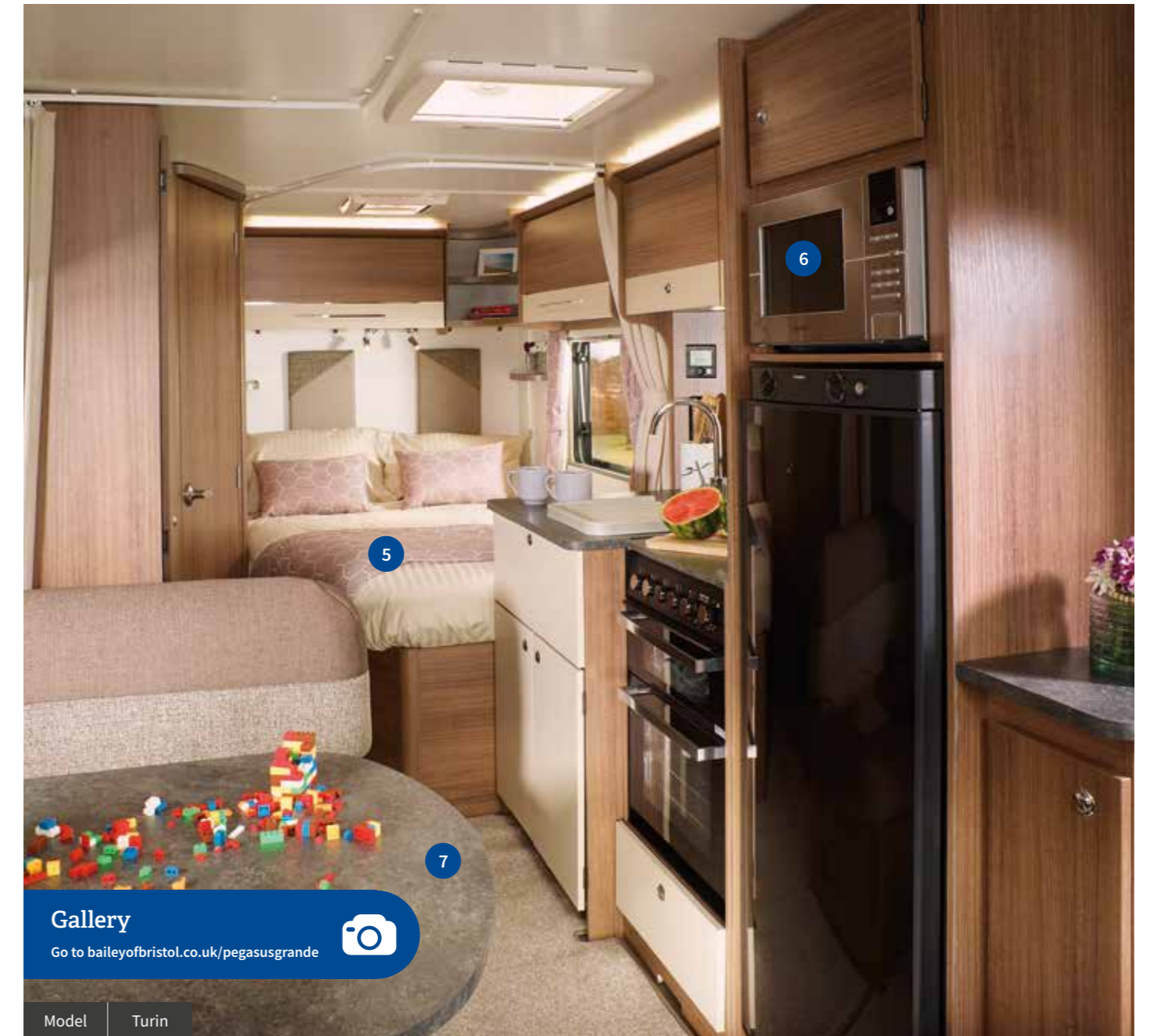


Model Messina



Key features

- 1 Vertical front skylight surround with integral task lighting
- 2 Dual finish 'Eucalyptus' Italian design overhead locker doors with 'Brushed Champagne' contrasting stripe
- 3 Standard 'Kempton' soft furnishings
- 4 G-shaped front lounge with sliding front dinette table (model specific)
- 5 Bespoke caravan bedding sets to co-ordinate with caravan soft furnishings (cost option)
- 6 Branded 800 watt microwave oven
- 7 Central U-shaped dinette area with sliding table (model specific)



Gallery

Go to baileيوفbristol.co.uk/pegasusgrande




Model

Turin



Model Brindisi




Model Messina



Model Rimini



Model Rimini



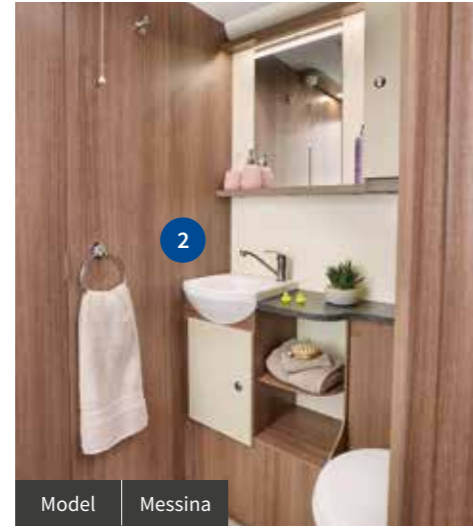
Model Bologna

- 1 Full width backlit washroom mirror (model specific)
- 2 Large 'Granite Stone' fully lined square shower cubicle with bi-fold partition door and integral lighting
- 3 Stainless steel square kitchen sink with swan-neck mixer tap, washing up bowl and drainer
- 4 Integral dedicated cutlery tray
- 5 Thetford dual fuel hob with electric hotplate and three gas burners


- 6 Sliding front dinette table and freestanding table
- 7 Superior foam fixed bed mattress construction
- 8 Optional 'Archway' soft furnishings



Model Palermo




Model Messina



Model Palermo



Model Palermo



Model Messina

- 1 Dometic 145 litre tower refrigerator and 28 litre freezer (model specific)
- 2 Washroom hand basin and mixer tap with integrated storage cupboard
- 3 Branded radio, CD, MP3 player with iPod, MP3 player connection point
- 4 USB sockets in directional spotlights
- 5 AL-KO ATC trailer control system

- 6 'Soft Truffle' loose fit drop in carpets
- 7 Truma user-friendly digital control panel with adjustable fan and water boost functions
- 8 Through-boot easy access large exterior storage locker (model specific)

- 9 Truma 100 watt solar panel
- 10 Two-drawer front chest with slide out occasional table and soft close drawers (model specific)
- 11 Drop-down hob cover worktop

Find your Retailer
Go to baileيوفbristol.co.uk/find-a-retailer

Specification



Exterior features

- High performance GRP skinned 'Polar White' Alu-Tech bodyshell (Go to page 4 to find out more about our patented construction)
- AL-KO one-piece galvanised steel chassis, braking system and running gear
- Flush-fit single piece front and rear impact resistant bumper with integral grab handles and step up A-Frame fairing
- 'Silver' 15" (single axle models) or 14" (twin axle models) TUV tested alloy wheels
- Aerodynamically profiled double glazed Polyplastic opening vertical front skylight and windows throughout
- Vertical front skylight surround with integral task lighting
- Remis two-part pleated flyscreen and blind to vertical skylight and Remis pleated flyscreen and blinds to principal windows
- Midi and mini Heki rooflights located throughout the habitation area
- Hartal GRP skin two-part large aperture exterior door with window, waste bin and dustpan and brush, Hartal pleated full length flyscreen and exterior door drip tray
- Through-boot easy access large exterior storage locker (model specific)
- Easy access exterior storage locker (model specific)
- Co-ordinating graphics scheme

Living room

- Bailey 'Eucalyptus' furniture finish
- Dual finish Italian design overhead locker doors with 'Brushed Champagne' contrasting stripe with over-locker LED lighting
- Premium quality chrome finish fixture and fittings
- 'Nordic Stone' finish freestanding table with dedicated storage
- Two-drawer front chest with slide out occasional table and soft close drawers (model specific)
- G-shaped front lounge with sliding front dinette table (model specific)
- Central U-shaped dinette area with sliding table (model specific)
- Beech slat seat bases with sprung hinged tops for extra comfort and ease of access
- Domestic style sofa seating featuring premium quality fabrics and sprung seat bases for enhanced comfort
- Standard 'Kempton' soft furnishings with co-ordinating curtains, bolster cushions, two large square and two small rectangular scatter cushions
- Optional 'Archway' soft furnishings with co-ordinating curtains, bolster cushions, two large square and two small rectangular scatter cushions
- Interior grab handle for ease of access in and out of the caravan
- 'Soft Truffle' loose fit drop in carpets

Entertainment

- Status 570 telescopic directional digital television aerial
- TV station with 230v, 12v and up to two aerial sockets
- Branded radio, CD, MP3 player with iPod, MP3 player connection point
- Branded dual cone stereo speakers for superior sound quality

Bedroom

- Beech slat bed bases with sprung hinged tops for extra comfort and ease of access (model specific)
- Fixed double beds with aluminium frames and gas strut assisted opening mechanism (model specific)
- Superior foam fixed bed mattress construction (model specific)
- Padded headboards for fixed beds (model specific)

Kitchen features

- 'Nordic Stone' kitchen worktop laminate
- Drop down hob cover worktop in matching 'Nordic Stone' finish
- Integral dedicated cutlery tray
- Stainless steel square kitchen sink with swan-neck mixer tap, washing up bowl and drainer
- Remis splash proof roller blind to kitchen window
- Dometic 103 litre refrigerator and 12 litre freezer with electronic ignition (single axle models)
- Dometic 145 litre tower refrigerator and 28 litre freezer with electronic ignition (twin axle models)
- Thetford K-Series combined oven, grill and hob with electronic ignition and flame failure device
- Thetford dual fuel hob with electric hotplate and three gas burners
- Branded 800 watt microwave oven

Bathroom features

- 'Nordic Stone' washroom worktop laminate
- 'Granite Stone' fully lined shower cubicle with bi-fold partition door and integral lighting
- Bathroom storage cupboard
- Full width washroom mirror (model specific)
- Washroom hand basin and mixer tap
- Thetford C-260 cassette toilet with integrated header tank (model specific)
- Built in Thetford C-260 cassette toilet with remote header tank (model specific)

Electrical

- Truma 100 watt solar panel
- Exterior 230v socket
- 12v internal lighting system including LED down-lighters and directional spotlights plus ambient over locker and floor level lighting
- 230v power supply with up to six interior sockets
- Up to four USB sockets in directional spotlights
- Centrally located electrical control panel

Heating and plumbing

- Truma Combi 4 heating system, combined water and room heating with dual fuel 4kw gas and 1.8kw electric power sources (single axle models)
- Truma Combi 6 heating system, combined water and room heating with dual fuel 6kw gas and 1.8kw electric power sources (twin axle models)
- Truma user-friendly digital control panel with adjustable fan and water boost functions
- Truma High Flow submersible pump
- Truma gas BBQ point

Safety and security

- AL-KO ATC trailer control system
- AL-KO AKS 3004 stabiliser
- Wind down floor-mounted spare wheel carrier and spare wheel (steel spare wheel)
- AL-KO wheel lock receiver
- TRACKER Retrieve Stolen Vehicle Recovery System (including first three months subscription fee)

Optional extras

- Truma iNet system (Retailer fit)
- Optional 'Archway' soft furnishings
- Bespoke caravan bedding sets to co-ordinate with caravan soft furnishings (model specific)

Warranty

- Supplied with a six-year transferable bodyshell integrity warranty and a three-year transferable manufacturers components warranty*
- Four-year transferable extension to bodyshell integrity warranty (making ten years in total) and/or three-year transferable extension to manufacturer's warranty (making six years in total) available as cost options*

*Terms and conditions apply. Please visit baileyofofbristol.co.uk/warranties-servicing for more information.



For a full list of specifications

Go to baileyofofbristol.co.uk/pegasusgrande



Rimini

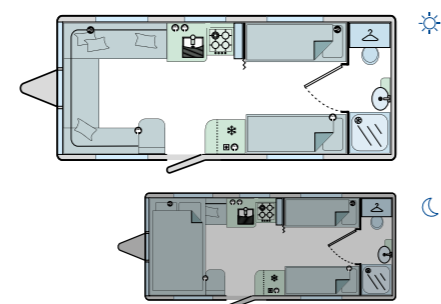
4 ↑

Internal Length	5.904m/19'4"
Shipping Length	7.381m/24'3"
Overall Width	2.450m/8'0"
Overall Height	2.583m/8'6"
Internal Headroom	1.960m/6'5"
Awning Size	1033cm
Tyre Sizes	195/70R15
MTPLM	1509kg
MRO	1360kg
Total User Payload	149kg

Brindisi

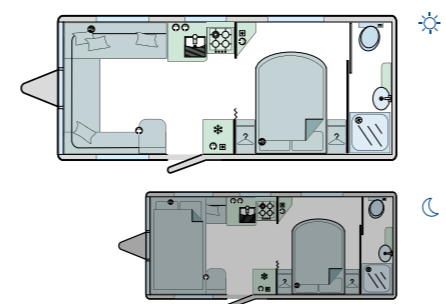
4 ↑

Internal Length	5.904m/19'4"
Shipping Length	7.381m/24'3"
Overall Width	2.450m/8'0"
Overall Height	2.583m/8'6"
Internal Headroom	1.960m/6'5"
Awning Size	1030cm
Tyre Sizes	195/70R15
MTPLM	1499kg
MRO	1350kg
Total User Payload	149kg



Bed Sizes

Front Double	2.23m x 1.23m/7'4" x 4'0"
Rear N/S Fixed Single	1.89m x 0.77m/6'2" x 2'6"
Rear O/S Fixed Single	1.89m x 0.77m/6'2" x 2'6"



Bed Sizes

Front Double	2.23m x 1.23m/7'4" x 4'0"
Rear Fixed Double	1.91m x 1.39m/6'3" x 4'7"



Bologna

4 ↑

Twin Axle

Internal Length	6.334m/20'9"
Shipping Length	7.863m/25'10"
Overall Width	2.450m/8'0"
Overall Height	2.583m/8'6"
Internal Headroom	1.960m/6'5"
Awning Size	1077cm
Tyre Sizes	185/65R14
MTPLM	1640kg
MRO	1481kg
Total User Payload	159kg

Messina

4 ↑

Twin Axle

Internal Length	6.334m/20'9"
Shipping Length	7.863m/25'10"
Overall Width	2.450m/8'0"
Overall Height	2.583m/8'6"
Internal Headroom	1.960m/6'5"
Awning Size	1077cm
Tyre Sizes	185/65R14
MTPLM	1669kg
MRO	1510kg
Total User Payload	159kg

Palermo

6 ↑

Twin Axle

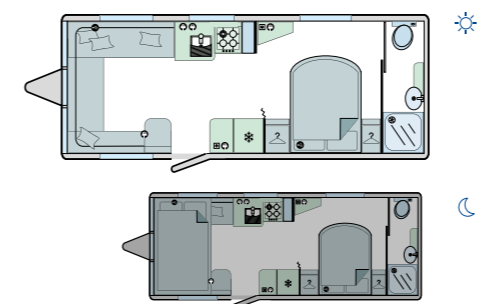
Internal Length	6.334m/20'9"
Shipping Length	7.863m/25'10"
Overall Width	2.450m/8'0"
Overall Height	2.583m/8'6"
Internal Headroom	1.960m/6'5"
Awning Size	1075cm
Tyre Sizes	185/65R14
MTPLM	1692kg
MRO	1513kg
Total User Payload	179kg

Turin

6 ↑

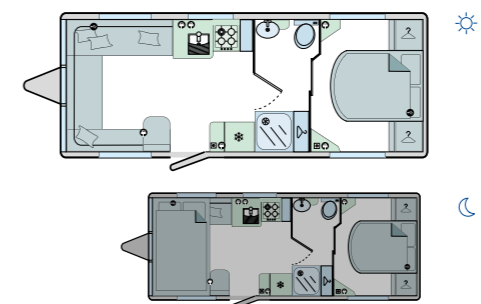
Twin Axle

Internal Length	6.334m/20'9"
Shipping Length	7.863m/25'10"
Overall Width	2.450m/8'0"
Overall Height	2.583m/8'6"
Internal Headroom	1.960m/6'5"
Awning Size	1077cm
Tyre Sizes	185/65R14
MTPLM	1686kg
MRO	1507kg
Total User Payload	179kg



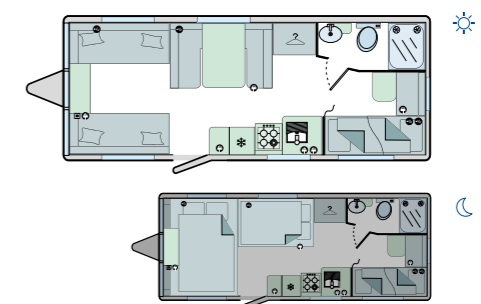
Bed Sizes

Front Double	2.23m x 1.29m/7'4" x 4'3"
Rear Fixed Double	1.91m x 1.39m/6'3" x 4'7"



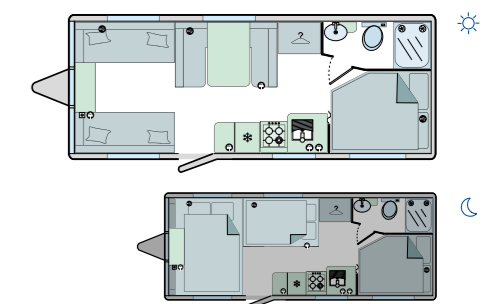
Bed Sizes

Front Double	2.23m x 1.29m/7'4" x 4'3"
Rear Fixed Double	1.86m x 1.39m/6'1" x 4'7"



Bed Sizes

Front Double	2.17m x 1.47m/7'1" x 4'10"
Front N/S Single	1.87m x 0.66m/6'2" x 2'2"
Front O/S Single	1.90m x 0.66m/6'3" x 2'2"
Mid O/S Double	1.99m x 1.13m/6'6" x 3'9"
Rear N/S Fixed Bunks	1.87m x 0.70m/6'2" x 2'4"



Bed Sizes

Front Double	2.17m x 1.46m/7'1" x 4'10"
Front N/S Single	1.87m x 0.66m/6'2" x 2'2"
Front O/S Single	1.90m x 0.66m/6'3" x 2'2"
Mid O/S Double	1.99m x 1.13m/6'6" x 3'9"
Rear Fixed Double	1.86m x 1.37m/6'1" x 4'6"

A tolerance in the MRO has been allowed for in the calculations of Payload Margins. The awning length measurement shown is to be interpreted as a guide only and an enquiry should be made to individual awning manufacturers as to the correct size. All Single Axle in 1600 kg chassis. All Twin Axle in 1800 kg chassis. Bed sizes are measured at the widest point of the bed.

[Compare Pegasus Grande online](#) [Go to baileyofofristol.co.uk/compare-pegasus](http://go.to.baileyofofristol.co.uk/compare-pegasus)

Effortless & elegant

SIMPLE PLEASURES



Favourite facts

- AL-KO ATC trailer control system and stabiliser hitch
- Tracker Monitor system with integral intruder alarm
- TyrePal Tyre Pressure Monitor System (TPMS) and AL-KO secure wheel lock for extra security
- Truma 100 watt solar panel for off-grid holidays
- External satellite, mains electric and BBQ points
- Four-season all weather sustainability with Alde radiator central heating system

Get to know Unicorn Black Edition


Effortless practicality meets simple elegance. Packed with features, the Unicorn Black Edition range sets a new standard, so you can escape in style.

7 Models

2-4 Berths

Its striking makeover gives the Unicorn Black Edition a stylish new look, bringing even more refinement to this best-selling range.

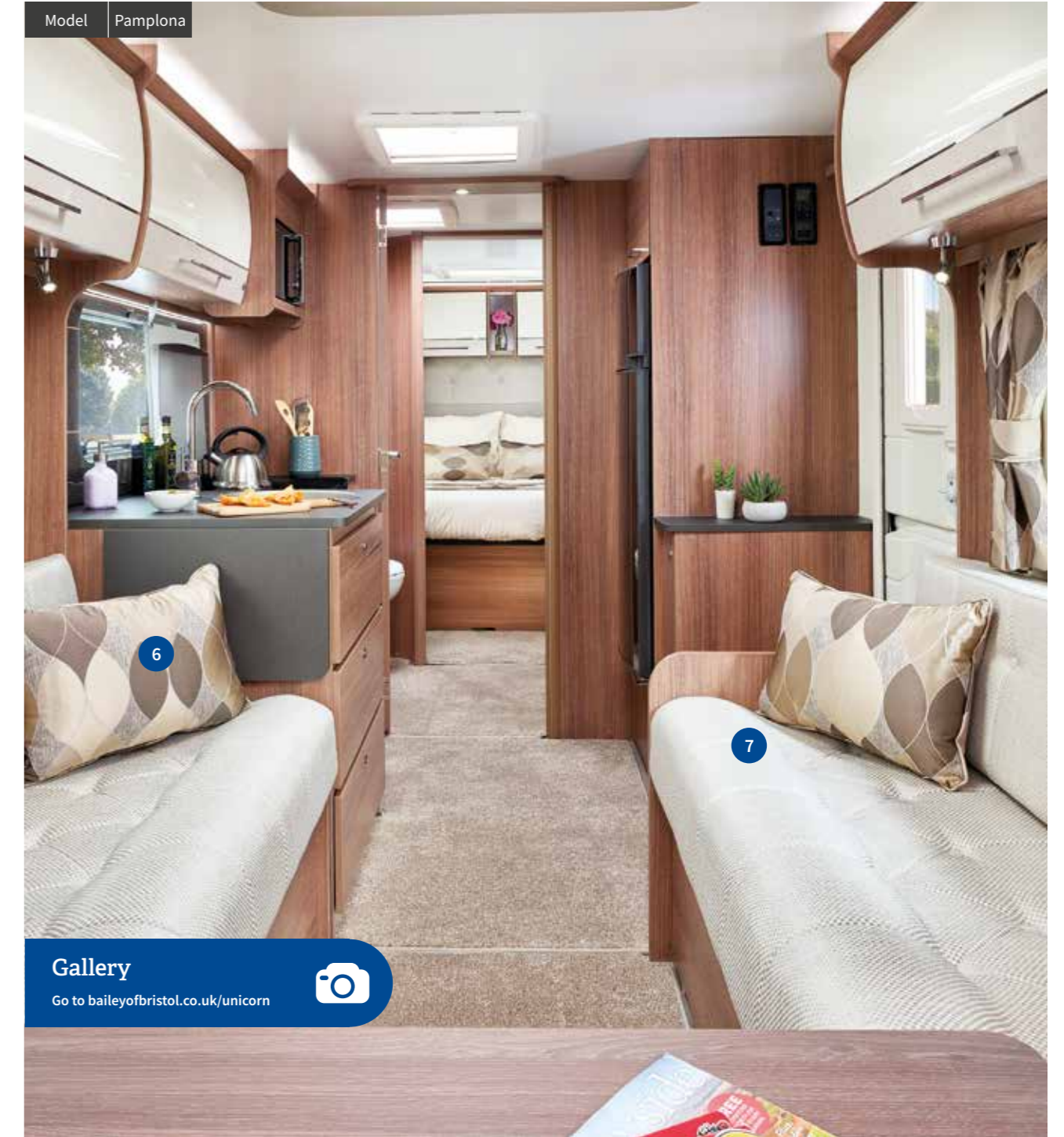
With seven models to choose from, Unicorn has all your holidaying needs covered. Its specification ticks all the practicality boxes, combining with subtle design touches like the Graphite-coloured alloy wheels and the circular sink, which give the range enhanced sophistication. Truly effortless elegance, wherever you want to go.



Model Cabrera

Key features

- 1 Vertical front skylight and rooflight surround with integral task lighting
- 2 **New** mirrored front corner locker sections
- 3 **New** dual finish 'Cream' gloss Italian design overhead curved locker doors with 'Canvas' textured contrasting stripe
- 4 Two-drawer front chest with slide out occasional table and soft close drawers
- 5 Standard 'Brompton' soft furnishings
- 6 **New** optional 'Alperton' soft furnishings
- 7 Conventional cushion construction with 'Honeycore' foam knee rolled base cushions and one-piece back rests



Model Pamplona

Gallery

Go to baileyofbristol.co.uk/unicorn





Model Cadiz



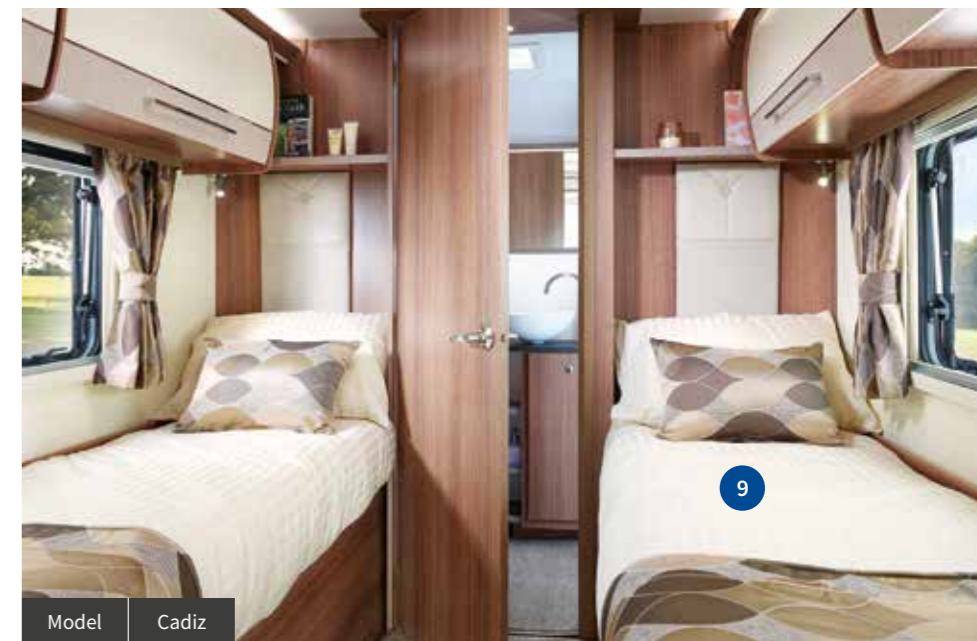
Model Vigo




Model Vigo



Model Valencia




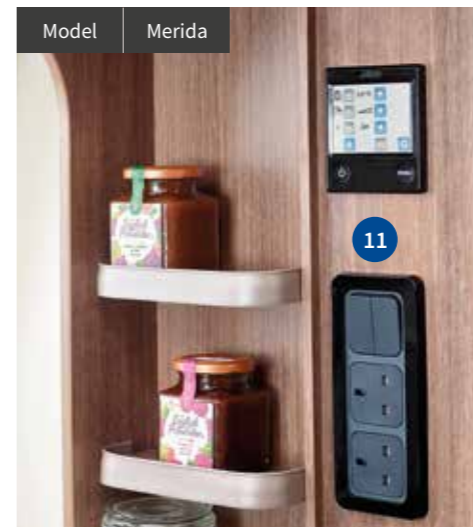


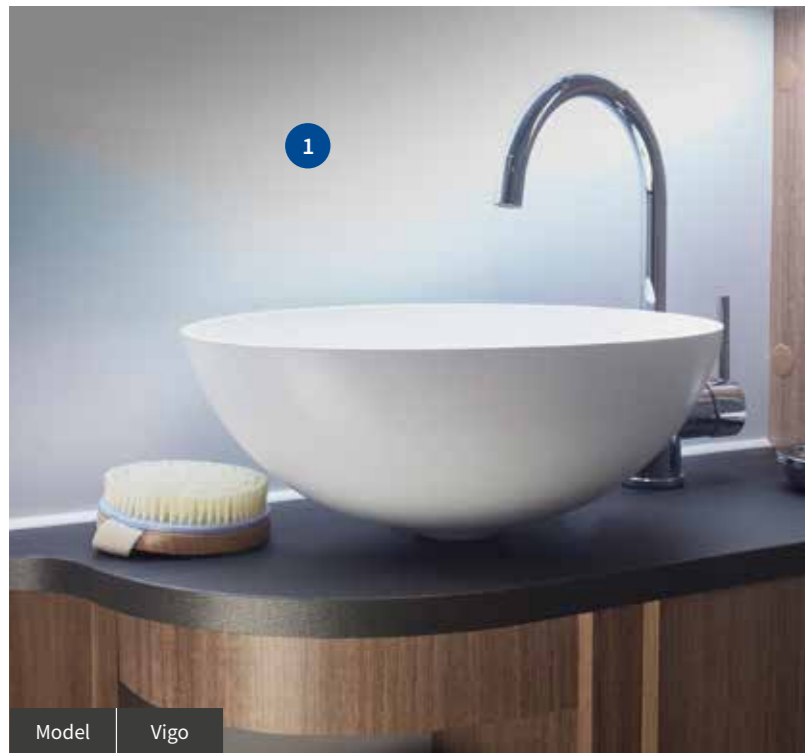
Model Cadiz



Model Valencia

- 1 Soft close kitchen drawers with cutlery tray partition
- 2 Branded 800 watt microwave oven
- 3 Thetford dual fuel hob with electric hotplate and three gas burners
- 4 Drop down kitchen worktop extension (model specific)
- 5 Superior foam fixed bed mattress construction

- 6 Full width backlit washroom mirror (model specific)
- 7 Built in Thetford C-260 cassette toilet with remote header tank
- 8 Large 'Granite Stone' fully lined square shower cubicle with bi-fold partition door and integral lighting
- 9 Bespoke caravan bedding sets to co-ordinate with caravan soft furnishings (model specific)
- 10 Freestanding table with dedicated storage



- 1 Pedestal washroom hand basin with ceramic ball mixer tap
- 2 Front corner wall-mounted storage pouches
- 3 Easy access linen basket (model specific)
- 4 **New** stainless steel round kitchen sink with concealed fixings, swan-neck mixer tap, washing up bowl and drainer
- 5 Overhead lockers with split level storage
- 6 Drop down hob cover worktop

- 7 Dometic 134 litre tower refrigerator and 12 litre freezer (model specific)
- 8 **New** branded Perspex kitchen splashback with chrome detailing
- 9 Branded DAB Radio/CD/MP3 player with USB connection point and Bluetooth capability

- 10 Truma 100 watt solar panel
- 11 Alde touch screen user-friendly control panel with back up battery for uninterrupted programming

- 12 **New** 'Black Edition' graphics scheme
- 13 **New** design 'Graphite' finish 14" TUV tested alloy wheels

 **Find your Retailer**
Go to baileyofofbristol.co.uk/find-a-retailer

Specification



Exclusive Black Edition features

- **New** 'Black Edition' graphics scheme
- **New** design 'Graphite' finish 14" TUV tested alloy wheels
- **New** dual finish 'Cream' gloss Italian design overhead curved locker doors with 'Canvas' textured contrasting stripe
- **New** mirrored front corner locker sections
- **New** optional 'Alperton' soft furnishings with co-ordinating curtains, two bolster cushions, two large square and two small rectangular scatter cushions
- **New** branded Perspex kitchen splashback with chrome detailing
- **New** stainless steel round kitchen sink with concealed fixings, swan-neck mixer tap, washing up bowl and drainer

Exterior features

- High performance GRP skinned 'Polar White' Alu-Tech bodyshell (Go to page 4 to find out more about our patented construction)
- AL-KO one-piece galvanised steel chassis, braking system and running gear
- Flush-fit single piece front impact resistant bumper with integral grab handles and step up A-Frame fairing
- Flush-fit single piece rear impact resistant bumper with full width grab rail
- Front corner steadies and heavy duty rear corner steadies
- Aerodynamically profiled double glazed Polyplastic opening vertical front skylight and windows throughout
- Remis two-part pleated flyscreen and blind to vertical skylight and Remis pleated flyscreen and blinds to principal windows
- Vertical front skylight and rooflight surround with integral task lighting
- Midi and mini Heki rooflights located throughout the habitation area
- Hartal GRP skin two-part large aperture exterior door with window, waste bin and dustpan and brush and Hartal pleated full length flyscreen
- Easy access exterior storage lockers with moulded interior liner

Living room

- Bailey 'Eucalyptus' furniture finish
- Premium quality chrome finish fixture and fittings
- 'Basalt Stone' finish freestanding table with dedicated storage
- Two-drawer front chest with slide out occasional table and soft close drawers
- Beech slat seat bases with sprung hinged tops for extra comfort and ease of access
- Conventional cushion construction with 'Honeycore' foam knee rolled base cushions and one-piece back rests featuring premium quality fabrics
- Standard 'Brompton' soft furnishings with co-ordinating curtains, two bolster cushions, two large square and two small rectangular scatter cushions
- Front corner wall-mounted storage pouches
- Leatherette covered interior grab handle for ease of access in and out of the caravan (model specific)
- 'Chocolate Brown' deep pile loose fit drop in carpets

Entertainment

- External satellite connection point
- Status 570 telescopic directional digital television aerial
- Up to two TV stations with 230v, 12v and two aerial sockets
- Branded DAB Radio/CD/MP3 player with USB connection point and Bluetooth capability

Bedroom

- Beech slat bed bases with sprung hinged tops for extra comfort and ease of access
- Fixed double beds with aluminium frames and gas strut assisted opening mechanism (model specific)
- Superior foam fixed bed mattress construction (model specific)
- Padded headboards in fixed beds (model specific)

Kitchen features

- 'Basalt Stone' finish kitchen worktop laminate
- Drop down kitchen worktop extension (model specific)
- Drop down hob cover worktop in matching 'Basalt Stone' finish
- Remis splash proof roller blind to kitchen window
- Soft close kitchen drawers with cutlery tray partition
- Built-in kitchen wine storage cabinet
- Dometic 103 litre (Merida)/134 litre tower refrigerator and 12 litre freezer with electronic ignition and black door panel (single axles only)
- Dometic 190 litre tower refrigerator including 35 litre freezer with electronic ignition and black door panel (twin axles only)
- Thetford K-Series combined oven, grill and hob with electronic ignition and flame failure device
- Thetford dual fuel hob with electric hotplate and three gas burners
- Branded 800 watt microwave oven

Bathroom features

- 'Basalt Stone' finish washroom worktop laminate
- Large 'Granite Stone' fully lined square shower cubicle with bi-fold partition door and integral lighting
- Ceiling-mounted pull down hanging rail on shower hood
- In-shower hanging toiletry storage caddy
- Pedestal washroom hand basin with ceramic ball mixer tap
- Full width backlit washroom mirror (model specific)
- Easy access linen basket in washroom (model specific)
- Built in Thetford C-260 cassette toilet with remote header tank and recessed toilet roll storage shelf (model specific)

Electrical

- Truma 100 watt solar panel
- Exterior 230v socket
- 12v internal lighting system including LED down-lighters and directional spotlights plus ambient over locker and floor level lighting
- 230v power supply with up to seven interior sockets
- Up to four USB sockets in directional spotlights
- Centrally located electrical control panel

Heating and plumbing

- Alde Hydronic Compact 3020 programmable radiator heating system with combined water heating
 - Alde 3020 boiler for improved fuel economy
 - Dual fuel 6.4kw gas and up to 3.15kw electric power sources
 - Alde touch screen user-friendly control panel with back up battery for uninterrupted programming
 - Washroom panel radiator
- On-board 40 litre water tank (twin axles only)
- Whale high flow submersible pump
- Truma gas BBQ point

Safety and security

- AL-KO ATC trailer control system
- AL-KO AKS 3004 stabiliser
- AL-KO shock absorbers
- TyrePal Tyre Pressure Monitor System (TPMS)
- Wind down floor mounted spare wheel carrier and spare wheel (steel spare wheel)
- AL-KO caravan jack
- AL-KO secure portable wheel lock (two for twin axle models)

- TRACKER Monitor Thatcham CAT 7 approved Stolen Vehicle Recovery System (including first three months subscription fee)
- TRACKER PIR activated intruder alarm featuring a tilt sensor and key fob operation

Warranty

- Supplied with a six-year transferable bodyshell integrity warranty and a three-year transferable manufacturers components warranty*
- Four-year transferable extension to bodyshell integrity warranty (making ten years in total) and/or three-year transferable extension to manufacturer's warranty (making six years in total) available as cost options*

Optional extras

- Bespoke caravan bedding sets to co-ordinate with caravan soft furnishings (model specific)
- Optional 'Alperton' soft furnishings

*Terms and conditions apply. Please visit baileyofofbristol.co.uk/warranties-servicing for more information.



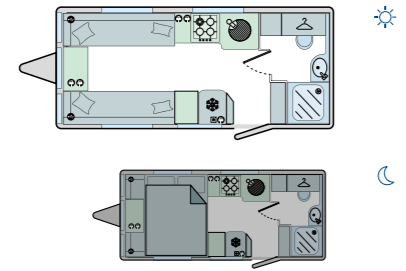
For a full list of specifications

Go to baileyofofbristol.co.uk/unicorn



Merida 2↑

Internal Length	4.665m/15'4"
Shipping Length	6.190m/20'4"
Overall Width	2.280m/7'6"
Overall Height	2.610m/8'7"
Internal Headroom	1.960m/6'5"
Awning Size	917cm
Tyre Sizes	185/R14
MTPLM	1330kg
MRO	1217kg
Total User Payload	113kg



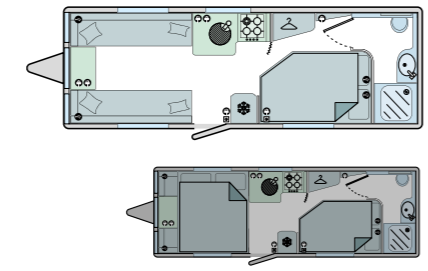
Bed Sizes

Front Double	1.96m x 1.51m/6'5" x 4'11"
Front N/S Single	1.94m x 0.63m/6'4" x 2'1"
Front O/S Single	1.94m x 0.63m/6'4" x 2'1"



Valencia 4↑

Internal Length	5.829m/19'1"
Shipping Length	7.358m/24'2"
Overall Width	2.280m/7'6"
Overall Height	2.610m/8'7"
Internal Headroom	1.960m/6'5"
Awning Size	1040cm
Tyre Sizes	185/R14
MTPLM	1499kg
MRO	1344kg
Total User Payload	155kg



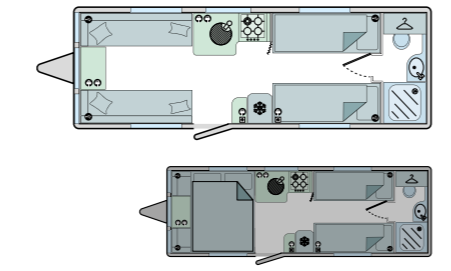
Bed Sizes

Front Double	1.99m x 1.46m/6'6" x 4'10"
Front N/S Single	1.90m x 0.68m/6'3" x 2'3"
Front O/S Single	1.90m x 0.68m/6'3" x 2'3"
Rear Fixed Double	1.98m x 1.29m/6'6" x 4'3"



Cadiz 4↑

Internal Length	5.829m/19'1"
Shipping Length	7.358m/24'2"
Overall Width	2.280m/7'6"
Overall Height	2.610m/8'7"
Internal Headroom	1.960m/6'5"
Awning Size	1040cm
Tyre Sizes	185/R14
MTPLM	1490kg
MRO	1335kg
Total User Payload	155kg



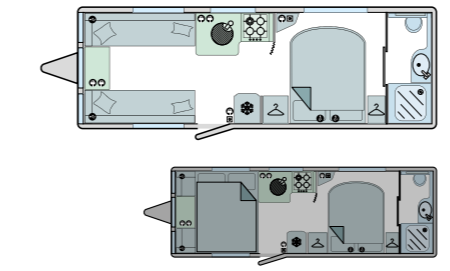
Bed Sizes

Front Double	1.99m x 1.26m/6'6" x 4'2"
Front N/S Single	1.71m x 0.68m/5'7" x 2'3"
Front O/S Single	1.71m x 0.68m/5'7" x 2'3"
Rear N/S Fixed Single	1.96m x 0.68m/6'5" x 2'3"
Rear O/S Fixed Single	1.96m x 0.68m/6'5" x 2'3"



Vigo 4↑

Internal Length	5.829m/19'1"
Shipping Length	7.358m/24'2"
Overall Width	2.280m/7'6"
Overall Height	2.610m/8'7"
Internal Headroom	1.960m/6'5"
Awning Size	1040cm
Tyre Sizes	185/R14
MTPLM	1499kg
MRO	1344kg
Total User Payload	155kg



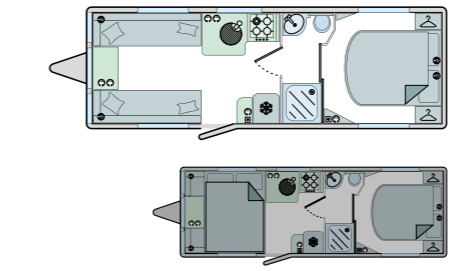
Bed Sizes

Front Double	1.99m x 1.26m/6'6" x 4'2"
Front N/S Single	1.71m x 0.68m/5'7" x 2'3"
Front O/S Single	1.71m x 0.68m/5'7" x 2'3"
Rear Fixed Double	1.86m x 1.39m/6'1" x 4'7"



Cabrera 4↑

Internal Length	5.829m/19'1"
Shipping Length	7.358m/24'2"
Overall Width	2.280m/7'6"
Overall Height	2.610m/8'7"
Internal Headroom	1.960m/6'5"
Awning Size	1040cm
Tyre Sizes	185/R14
MTPLM	1532kg
MRO	1377kg
Total User Payload	155kg



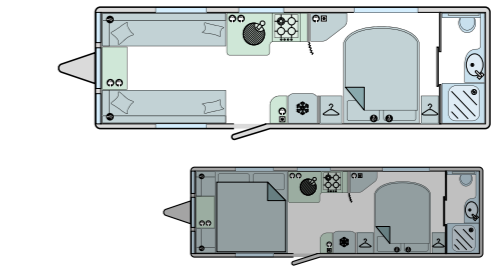
Bed Sizes

Front Double	1.99m x 1.26m/6'6" x 4'2"
Front N/S Single	1.71m x 0.68m/5'7" x 2'3"
Front O/S Single	1.71m x 0.68m/5'7" x 2'3"
Rear Fixed Double	1.86m x 1.39m/6'1" x 4'7"



Cartagena 4↑ Twin Axle

Internal Length	6.379m/20'11"
Shipping Length	7.908m/25'11"
Overall Width	2.280m/7'6"
Overall Height	2.610m/8'7"
Internal Headroom	1.960m/6'5"
Awning Size	1082cm
Tyre Sizes	185/65R14
MTPLM	1682kg
MRO	1522kg
Total User Payload	160kg



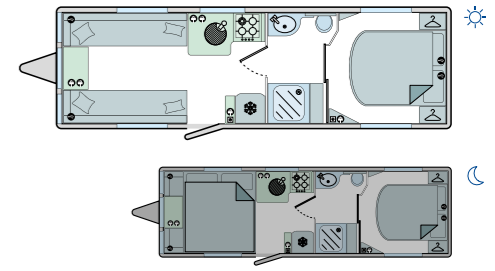
Bed Sizes

Front Double	1.94m x 1.46m/6'4" x 4'10"
Front N/S Single	1.91m x 0.63m/6'3" x 2'1"
Front O/S Single	1.91m x 0.63m/6'3" x 2'1"
Rear Fixed Double	1.86m x 1.35m/6'1" x 4'5"



Pamplona 4↑ Twin Axle

Internal Length	6.379m/20'11"
Shipping Length	7.908m/25'11"
Overall Width	2.280m/7'6"
Overall Height	2.610m/8'7"
Internal Headroom	1.960m/6'5"
Awning Size	1082cm
Tyre Sizes	185/65R14
MTPLM	1698kg
MRO	1538kg
Total User Payload	160kg



Bed Sizes

Front Double	1.94m x 1.46m/6'4" x 4'10"
Front N/S Single	1.91m x 0.63m/6'3" x 2'1"
Front O/S Single	1.91m x 0.63m/6'3" x 2'1"
Rear Fixed Double	1.86m x 1.35m/6'1" x 4'5"

A tolerance in the MRO has been allowed for in the calculations of Payload Margins. The awning length measurement shown is to be interpreted as a guide only and an enquiry should be made to individual awning manufacturers as to the correct size. Bed sizes are measured at the widest point of the bed.



Comfortable & capable

COMFY IN ALL
THE RIGHT
PLACES



Get to know Phoenix

Strike the perfect balance between space, comfort and affordability with the Phoenix range. Lightweight, versatile – and ready for everything.

7 Models

2-6 Berths

Favourite facts

- Spacious yet lightweight design accessible to a wide range of tow vehicles
- AL-KO stabiliser hitch and TUV tested alloy wheels for added stability
- 800 watt microwave oven
- Light and airy interiors featuring a vertical opening front skylight
- Thoughtful selection of 230v power sockets and USB points
- Four-season all weather sustainability with Truma Combi blown air heating system

Phoenix has expanded to a seven-strong range, so there's plenty of choice to meet your needs – and it makes joining the Bailey family more accessible than ever.


With a new look, inside and out, Phoenix is spacious, comfortable and well-equipped with practical design features and a touch of luxury, all in a robust and lightweight four-season package. Wherever you choose to make your holiday, Phoenix is the perfect base – anywhere and everywhere.

Key features

- 1 Vertical front skylight surround with integral task lighting
- 2 'Brushed Champagne' Italian design single span overhead locker doors with over-locker LED lighting
- 3 'Brockwell' soft furnishings with co-ordinating curtains



- 4 Two-drawer front chest with slide out occasional table and soft close drawers
- 5 **New** conventional cushion construction with fully sprung knee rolled base cushions and square back rests
- 6 'Soft Truffle' loose fit drop in carpets
- 7 Bespoke caravan bedding sets to co-ordinate with caravan soft furnishings (cost option)




Gallery 


Go to [baileyofbristol.co.uk/phoenix](https://www.baileyofbristol.co.uk/phoenix)



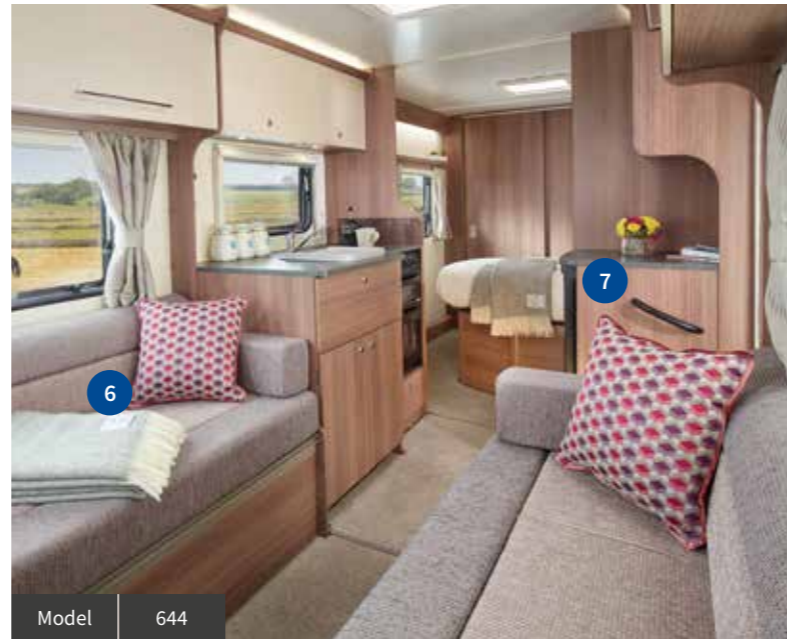

Model 760



Model 440



Model 640



Model 644



Model 644



1 Dometic 134 litre tower refrigerator and 12 litre freezer (model specific)

2 Full width washroom mirror (model specific)

3 'Granite Stone' fully lined shower cubicle with bi-fold partition door and integral lighting

4 USB sockets in directional spotlights

5 Branded radio, CD, MP3 player with MP3 player connection point

6 Dressing pack consisting of four scatter cushions, two bolsters, two pure wool throws and washroom carpet (cost option)

7 Interior grab handle for ease of access in and out of the caravan

8 Stainless steel square kitchen sink with mixer tap and drainer

9 Drop down hob cover worktop

10 Thetford hob with four gas burners

11 Branded 800 watt microwave oven

12 Truma user-friendly digital control panel with adjustable fan and water boost functions

13 Opening vertical front skylight

 **Find your Retailer**
Go to baileyofbristol.co.uk/find-a-retailer

Specification



Exterior features

- High performance GRP skinned 'Polar White' Alu-Tech bodyshell (Go to page 4 to find out more about our patented construction)
- AL-KO one-piece galvanised steel chassis, braking system and running gear
- Flush-fit front and rear impact resistant bumper with integral grab handles and step up A-Frame fairing
- 'Silver' 14" TUV tested alloy wheels
- Aerodynamically profiled double glazed Polyplastic opening vertical front skylight and windows throughout
- Vertical front skylight surround with integral task lighting
- Remis pleated flyscreen and blinds to vertical skylight and front windows
- Remis cassette flyscreen and blinds to principal windows
- Midi and mini Heki rooflights located throughout the habitation area
- Hartal GRP skin two-part large aperture exterior door with coat hook and Hartal pleated full length flyscreen
- Easy access exterior storage locker
- Co-ordinating graphics scheme

Living room

- Bailey 'Eucalyptus' furniture finish
- 'Brushed Champagne' Italian design single span overhead locker doors with over-locker LED lighting
- Premium quality, domestic style fixtures and fittings in polished chrome finish
- 'Nordic Stone' finish freestanding table with dedicated storage
- Two-drawer front chest with slide out occasional table and soft close drawers
- Beech slat seat bases with sprung hinged tops for extra comfort and ease of access
- **New** conventional cushion construction with fully sprung knee rolled base cushions and square back rests featuring premium quality fabrics
- 'Brockwell' soft furnishings with co-ordinating curtains
- Interior grab handle for ease of access in and out of the caravan
- 'Soft Truffle' loose fit drop in carpets

Entertainment

- Status 570 telescopic directional digital television aerial
- Up to two TV stations with 230v, 12v and one aerial socket
- Branded Radio, CD, MP3 player with MP3 player connection point
- Branded dual cone stereo speakers for superior sound quality

Bedroom

- Beech slat bed bases with sprung hinged tops for extra comfort and ease of access
- Fixed double beds with aluminium frames and gas strut assisted opening mechanism (model specific)
- Superior foam fixed bed mattress construction (model specific)
- Padded headboards in fixed beds (model specific)

Kitchen features

- 'Nordic Stone' kitchen worktop laminate
- Drop down hob cover worktop in matching 'Nordic Stone' finish
- Stainless steel square kitchen sink with mixer tap and drainer
- Dometic 103 litre refrigerator and 12 litre freezer with electronic ignition (single axle models)
- Dometic 134 litre tower refrigerator and 12 litre freezer with electronic ignition (twin axle models)
- Thetford K-Series combined oven, grill and hob with electronic ignition and flame failure device
- Thetford hob with four gas burners
- Branded 800 watt microwave oven

Bathroom features

- 'Nordic Stone' washroom worktop laminate
- 'Granite Stone' fully lined shower cubicle with bi-fold partition door and integral lighting
- Bathroom storage cupboard
- Full width washroom mirror (model specific)
- Washroom hand basin and mixer tap
- Thetford C-260 cassette toilet with integrated header tank (model specific)
- Built in Thetford C-260 cassette toilet with remote header tank (model specific)

Electrical

- 12v internal lighting system including LED down-lighters and directional spotlights
- 230v power supply with up to five interior sockets
- Two USB sockets in directional spotlights

Heating and plumbing

- Truma Combi two heating system, combined water and room heating with dual fuel 2kw gas and 1.8kw electric power sources (single axle models)
- Truma Combi four heating system, combined water and room heating with dual fuel 4kw gas and 1.8kw electric power sources (twin axle models)
- Truma user-friendly digital control panel with adjustable fan and water boost functions
- Dual fuel 2kw gas and 1.8kw electric power sources
- Truma Ultraflow submersible pump

Safety and security

- AL-KO AKS 3004 stabiliser
- AL-KO wheel lock receiver (twin axle models only)
- WSL individually laser balanced wheels fitted with 'Security' tyres and anti-tamper WSL safety bolts
- Interior floor-mounted spare wheel and tyre (steel wheel)

Warranty

- Supplied with a six-year transferable bodyshell integrity warranty and a three-year transferable manufacturers components warranty*
- Four-year transferable extension to bodyshell integrity warranty (making ten years in total) and/or three-year transferable extension to manufacturer's warranty (making six years in total) available as cost options*

Optional extras

- AL-KO ATC trailer control system (factory fit)
- Truma iNet system (Retailer fit)
- Dressing pack consisting of four scatter cushions, two bolsters, two pure wool throws and washroom carpet
- Bespoke caravan bedding sets to co-ordinate with caravan soft furnishings (model specific)

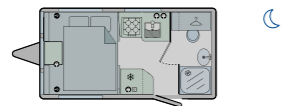
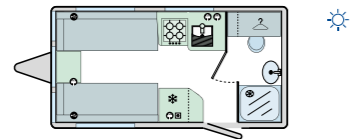
*Terms and conditions apply. Please visit baileyofofbristol.co.uk/warranties-servicing for more information.

For a full list of specifications
Go to baileyofofbristol.co.uk/phoenix



420 2↑

Internal Length	4.032m/13'2"
Shipping Length	5.564m/18'3"
Overall Width	2.212m/7'3"
Overall Height	2.624m/8'7"
Internal Headroom	1.960m/6'5"
Awning Size	857cm
Tyre Sizes	185/R14C
MTPLM	1146kg
MRO	1029kg
Total User Payload	117kg



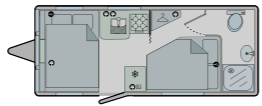
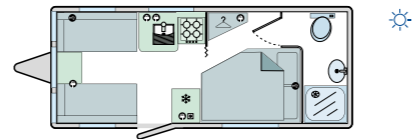
Bed Sizes

Front Double	1.88m x 1.47m/6'2" x 4'10"
Front N/S Single	1.88m x 0.64m/6'2" x 2'1"
Front O/S Single	1.88m x 0.64m/6'2" x 2'1"



440 4↑

Internal Length	5.351m/17'7"
Shipping Length	6.882m/22'7"
Overall Width	2.212m/7'3"
Overall Height	2.624m/8'7"
Internal Headroom	1.960m/6'5"
Awning Size	995cm
Tyre Sizes	185/R14C
MTPLM	1322kg
MRO	1172kg
Total User Payload	150kg



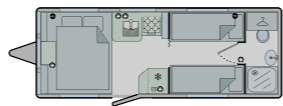
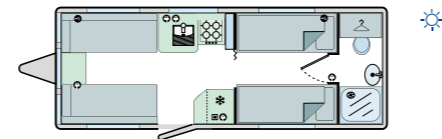
Bed Sizes

Front Double	1.88m x 1.10m/6'2" x 3'7"
Front N/S Single	1.50m x 0.64m/4'11" x 2'1"
Front O/S Single	1.50m x 0.64m/4'11" x 2'1"
Rear Fixed Double	1.90m x 1.32m/6'3" x 4'4"



642 4↑

Internal Length	5.841m/19'2"
Shipping Length	7.369m/24'2"
Overall Width	2.212m/7'3"
Overall Height	2.624m/8'7"
Internal Headroom	1.960m/6'5"
Awning Size	1035cm
Tyre Sizes	185/R14C
MTPLM	1388kg
MRO	1233kg
Total User Payload	155kg



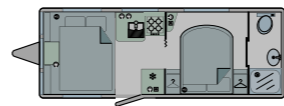
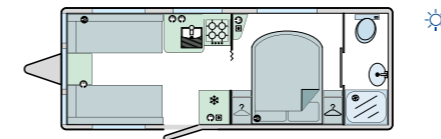
Bed Sizes

Front Double	1.88m x 1.40m/6'2" x 4'7"
Front N/S Single	1.81m x 0.64m/5'11" x 2'1"
Front O/S Single	1.81m x 0.64m/5'11" x 2'1"
Rear N/S Fixed Single	1.90m x 0.69m/6'3" x 2'3"
Rear O/S Fixed Single	1.90m x 0.69m/6'3" x 2'3"



644 4↑

Internal Length	5.841m/19'2"
Shipping Length	7.369m/24'2"
Overall Width	2.212m/7'3"
Overall Height	2.624m/8'7"
Internal Headroom	1.960m/6'5"
Awning Size	1035cm
Tyre Sizes	185/R14C
MTPLM	1381kg
MRO	1226kg
Total User Payload	155kg



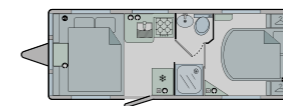
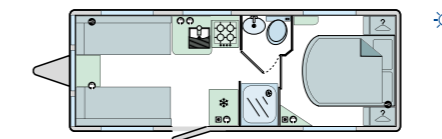
Bed Sizes

Front Double	1.88m x 1.40m/6'2" x 4'7"
Front N/S Single	1.81m x 0.64m/5'11" x 2'1"
Front O/S Single	1.81m x 0.64m/5'11" x 2'1"
Rear Fixed Double	1.89m x 1.39m/6'2" x 4'7"



640 4↑

Internal Length	5.841m/19'2"
Shipping Length	7.369m/24'2"
Overall Width	2.212m/7'3"
Overall Height	2.624m/8'7"
Internal Headroom	1.960m/6'5"
Awning Size	1035cm
Tyre Sizes	185/R14C
MTPLM	1389kg
MRO	1234kg
Total User Payload	155kg



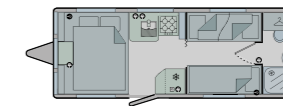
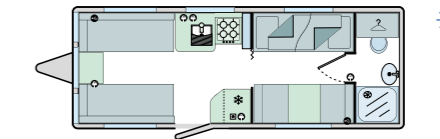
Bed Sizes

Front Double	1.88m x 1.40m/6'2" x 4'7"
Front N/S Single	1.81m x 0.64m/5'11" x 2'1"
Front O/S Single	1.81m x 0.64m/5'11" x 2'1"
Rear Fixed Double	1.89m x 1.39m/6'2" x 4'7"



650 5↑

Internal Length	5.841m/19'2"
Shipping Length	7.369m/24'2"
Overall Width	2.212m/7'3"
Overall Height	2.624m/8'7"
Internal Headroom	1.960m/6'5"
Awning Size	1035cm
Tyre Sizes	185/R14C
MTPLM	1394kg
MRO	1229kg
Total User Payload	165kg



Bed Sizes

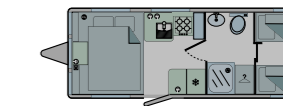
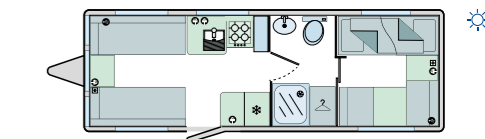
Front Double	1.88m x 1.40m/6'2" x 4'7"
Front N/S Single	1.81m x 0.64m/5'11" x 2'1"
Front O/S Single	1.81m x 0.64m/5'11" x 2'1"
Rear N/S Single	1.88m x 0.69m/6'2" x 2'3"
Rear O/S Fixed Bunks	1.86m x 0.66m/6'1" x 2'2"



760 6↑

Twin Axle

Internal Length	6.334m/20'9"
Shipping Length	7.863m/25'10"
Overall Width	2.212m/7'3"
Overall Height	2.624m/8'7"
Internal Headroom	1.960m/6'5"
Awning Size	1079cm
Tyre Sizes	185/65 R14
MTPLM	1612kg
MRO	1432kg
Total User Payload	180kg



Bed Sizes

Front Double	1.88m x 1.47m/6'2" x 4'10"
Front N/S Single	1.88m x 0.64m/6'2" x 2'1"
Front O/S Single	1.88m x 0.64m/6'2" x 2'1"
Rear N/S Single	1.80m x 0.70m/5'11" x 2'4"
Rear N/S Overhead Single	1.72m x 0.62m/5'8" x 2'0"
Rear O/S Fixed Bunks	1.86m x 0.66m/6'1" x 2'2"

A tolerance in the MRO has been allowed for in the calculations of Payload Margins. The awning length measurement shown is to be interpreted as a guide only and an enquiry should be made to individual awning manufacturers as to the correct size. Bed sizes are measured at the widest point of the bed.

 **DISCOVERY**

NEW

Compact & confident

DREAM BIG (THINK SMALL)

Get to know Discovery

Dare to be different, with the agile, eye-catching Discovery range. The contemporary styling and ingenious use of space make a Discovery the perfect partner to every adventure.

3 Models

2-4 Berths

Favourite facts

- Unique Alu-Tech wrap around bodyshell profile for improved aerodynamics
- AL-KO stabiliser hitch and TUV tested alloy wheels for added stability
- Four-season all weather sustainability with Truma Combi blown air heating system
- Light and airy interiors featuring a vertical opening front skylight
- Contemporary styling featuring contrasting furniture finishes
- Exclusive accessories including PRIMA wrap-around awning


Discovery takes adventuring to a whole new place. Its size means flexibility and get-up-and-go are built in: Discovery is ready to hit the road whenever you are.

Step inside, and a compact exterior reveals a spacious interior. Across three models, contemporary styling blends seamlessly with practical design features, from innovative use of space and all-weather versatility, to premium fixtures and furnishings, and the Bailey signature vertical opening front skylight. And with a host of accessories to enhance Discovery even further, a new world of adventure awaits.



Key features

- 1 Opening vertical front skylight
- 2 'Lana Grey' matt overhead locker doors with contrast edging and over-locker LED lighting
- 3 'Java' soft furnishings with two square scatter cushions
- 4 Bespoke caravan bedding sets to co-ordinate with caravan soft furnishings (model specific)
- 5 Textured finish durable floor vinyl



Gallery


Go to baileyofbristol.co.uk/discovery





1

Model D4-4



2

Model D4-4



Model D4-2



4

5

6


3

Model D4-3



7

Model D4-3





8

Model D4-2

- 1 'Granite Stone' fully lined shower cubicle with bi-fold partition shower door (model specific)
- 2 Superior foam fixed bed mattress construction

- 3 Drop down kitchen worktop extension
- 4 Stainless steel square kitchen sink with mixer tap
- 5 Thetford Triplex combination oven and grill with three gas burner hob
- 6 Dometic 103 litre refrigerator and 12 litre freezer
- 7 'Nordic Stone' finish wall-mounted rear lounge table (model specific)
- 8 Bathroom storage cupboard



- 1 Fold down occasional table
- 2 Front corner wall-mounted storage pouches
- 3 Wrap-around graphics scheme
- 4 Overhead locker with split level storage

- 5 Graphite finish 14" TUV tested alloy wheels
- 6 Ambient lighting in front corner
- 7 Sprung base cushions



- 8 Remis pleated flyscreen and blinds
- 9 Extended A-Frame suitable for additional optional storage solutions

- 10 Opening vertical front skylight
- 11 Truma user-friendly digital control panel with adjustable fan and water boost functions

Find your Retailer
Go to baileyofbristol.co.uk/find-a-retailer

Specification



Exterior features

- High performance GRP skinned duo-tone 'Polar White' and 'Slate Grey' Alu-Tech bodyshell (Go to page 4 to find out more about our patented construction)
- AL-KO one-piece galvanised steel chassis, braking system and running gear
- Flush fit front and rear impact resistant bumpers with grab handles
- Extended A-Frame suitable for additional optional storage solutions
- 'Graphite' finish 14" TUV tested alloy wheels
- Aerodynamically profiled double glazed Polyplastic opening vertical front skylight and windows throughout
- Remis two-part pleated flyscreen and blind to vertical skylight and Remis pleated flyscreen and blinds to principal windows
- Midi Heki roof light in main habitation area
- Hartal GRP skin two-part large aperture exterior door with coat hook and Hartal pleated full length flyscreen
- Easy access exterior storage lockers
- Wrap-around graphics scheme

Living room

- Bailey 'Mendip Ash', 'Lana Grey' and 'Anthracite' furniture finishes
- 'Lana Grey' matt overhead locker doors with contrast edging and over-locker LED lighting
- Premium quality, domestic style fixtures and fittings in polished chrome finish
- 'Nordic Stone' finish freestanding table with dedicated storage
- 'Nordic Stone' finish wall mounted rear lounge table (model specific)
- Fold down occasional table
- Beech slat seat bases with sprung hinged tops for extra comfort and ease of access
- Upholstery featuring premium quality fabrics, sprung base cushions and foam back rests
- 'Java' soft furnishings with two square scatter cushions
- Front corner wall-mounted storage pouches

Entertainment

- Status 570 telescopic directional digital television aerial
- One TV station with 230v, 12v and one aerial socket

Bedroom

- Beech slat bed bases with sprung hinged tops for extra comfort and ease of access (model specific)
- Fixed double beds with aluminium frames and gas strut assisted opening mechanism (model specific)
- Superior foam fixed bed mattress construction (model specific)

Kitchen features

- 'Nordic Stone' kitchen worktop laminate
- Drop down kitchen worktop extension
- Stainless steel square kitchen sink with mixer tap
- Dometic 103 litre refrigerator and 12 litre freezer with electronic ignition
- Thetford Triplex combination oven and grill with three gas burner hob

Bathroom features

- Roof light located in washroom
- 'Nordic Stone' washroom worktop laminate (model specific)
- 'Granite Stone' fully lined shower cubicle with bi-fold partition shower door (model specific)
- 'Granite Stone' fully lined shower wet room with partition curtain (model specific)
- Bathroom storage cupboard
- Washroom hand basin and mixer tap with integrated storage (model specific)
- Thetford C-260 cassette toilet with integrated header tank

Electrical

- 12v internal lighting system including LED down-lighters and directional spotlights
- 230v power supply with up to four interior sockets
- Two USB sockets in directional spotlights

Heating and plumbing

- Truma Combi two heating system, combined water and room heating with dual fuel 2kw gas and 1.8kw electric power sources
- Truma user-friendly digital control panel with adjustable fan and water boost functions
- Truma Ultraflow submersible pump

Safety and security

- AL-KO AKS 3004 stabiliser
- WSL individually laser balanced wheels fitted with 'Security' tyres and anti-tamper WSL safety bolts
- Interior floor-mounted spare wheel and tyre (steel wheel)

Warranty

- Supplied with a six-year transferable bodyshell integrity warranty and a three-year transferable manufacturers components warranty*
- Four-year transferable extension to bodyshell integrity warranty (making ten years in total) and/or three-year transferable extension to manufacturer's warranty (making six years in total) available as cost options*

Optional extras

- Truma iNet system (Retailer fit)
- Bespoke caravan bedding sets to co-ordinate with caravan soft furnishings (model specific)

Accessories

- Exclusive PRIMA wrap-around air awning
- Exclusive PRIMA storage box fitted to front A-Frame
- Thule bike rack fitted to front A-Frame
- 'Willow Grey' Split section loose fit drop in carpet

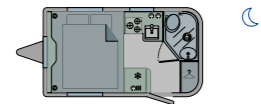
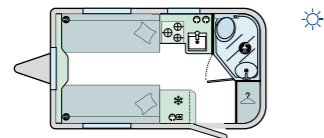
*Terms and conditions apply. Please visit baileyofofbristol.co.uk/warranties-servicing for more information.

For a full list of specifications
Go to baileyofofbristol.co.uk/discovery


D4-2

2↑

Internal Length	3.866m/12'8"
Shipping Length	5.615m/18'5"
Overall Width	2.228m/7'4"
Overall Height	2.605m/8'7"
Internal Headroom	1.960m/6'5"
Awning Size	1004cm
Tyre Sizes	185/R14C
MTPLM	995kg
MRO	884kg
Total User Payload	111kg

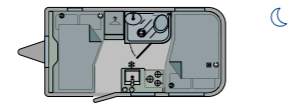
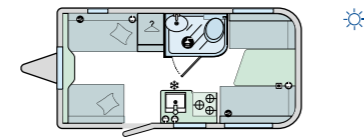

Bed Sizes

Front Double	1.88m x 1.72m/6'2" x 5'8"
Front N/S Single	2.00m x 0.64m/6'7" x 2'1"
Front O/S Single	2.00m x 0.64m/6'7" x 2'1"


D4-3

3↑

Internal Length	4.354m/14'3"
Shipping Length	6.112m/20'1"
Overall Width	2.228m/7'4"
Overall Height	2.605m/8'7"
Internal Headroom	1.960m/6'5"
Awning Size	1056cm
Tyre Sizes	185/R14C
MTPLM	1082kg
MRO	946kg
Total User Payload	136kg

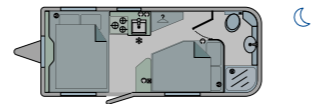

Bed Sizes

Front Single	1.88m x 0.92m/6'2" x 3'0"
Rear Double	1.98m x 1.22m/6'6" x 4'0"


D4-4

4↑

Internal Length	5.398m/17'9"
Shipping Length	7.141m/23'5"
Overall Width	2.228m/7'4"
Overall Height	2.605m/8'7"
Internal Headroom	1.960m/6'5"
Awning Size	1156cm
Tyre Sizes	185/R14C
MTPLM	1206kg
MRO	1059kg
Total User Payload	147kg


Bed Sizes

Front Double	1.88m x 1.37m/6'2" x 4'6"
Front N/S Single	1.65m x 0.64m/5'5" x 2'1"
Front O/S Single	1.65m x 0.64m/5'5" x 2'1"
Rear Fixed Double	1.86m x 1.32m/6'1" x 4'4"

A tolerance in the MRO has been allowed for in the calculations of Payload Margins. The awning length measurement shown is to be interpreted as a guide only and an enquiry should be made to individual awning manufacturers as to the correct size. Bed sizes are measured at the widest point of the bed.



Compare Discovery online Go to baileyofbristol.co.uk/compare-discovery


Even more Discovery

Enhance your Discovery with a range of bespoke accessories. Like this wrap-around air awning, which gives you extra versatile space outside, either for storage or space for two more guests, all in an easy-to-pitch package. You can increase your storage options, too, with an A-Frame mounted storage box, or a Thule bike rack, so you can get out and about when you're out and about.



Discover more at Primaleisure.com

The home of Bailey parts and accessories

Once you're the proud owner of a Bailey caravan, we want you to get the very best out of it. So, whether you're adding some finishing touches to really make it your own or tracking down a tricky-to-find part, the PRIMA team of caravanners, campers and outdoor enthusiasts is here to help – and proud to offer you exceptional aftersales service.

With over 18,000 products, the PRIMA online shop has everything you need. Search by vehicle make and model, and browse our expanded category range. In-stock items are dispatched on the same day or you can click and collect from our North Bristol store. We look forward to welcoming you.



<p>18,000+ Products available to browse</p>	<p> Shop 24 hours a day 7 days a week</p>	<p> Click and collect at our Bristol store</p>	<p> Next day delivery available</p>	<p> Deliver directly to you while on holiday (UK only)</p>	<p> Genuine OEM parts and quality accessories</p>
--	---	--	-------------------------------------	--	---

Discover more at Primaleisure.com

Where to buy your Bailey

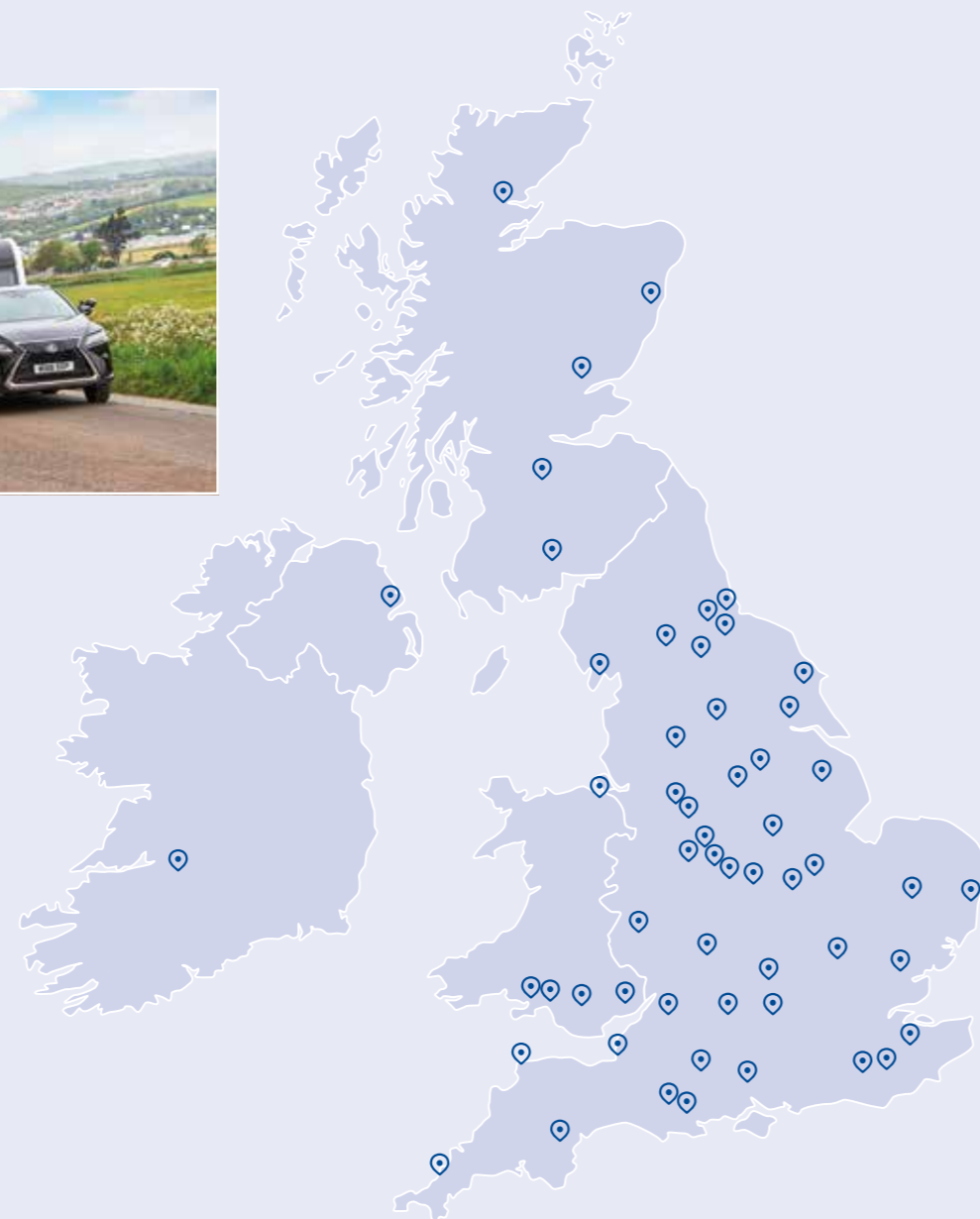
The next step is to find out a little bit more. We have a network of approved Retailers across the country, who we choose to work with because of their expertise. And, like us, they love to get out there and Go Bailey! themselves.


Once you've found your Retailer, you can explore the ranges and models first-hand, along with pre-owned Bailey caravans,* and find out which one is 'the one'. The Retailer will be on-hand to guide you through your decision and will be happy to talk through finance options, if you need them.

The Bailey warranty

Your new Bailey comes with the peace of mind of our manufacturer's warranty. Your caravan's bodyshell is covered with a six-year integrity warranty, while other parts and components are covered for up to three years.**

*Subject to availability.
**Terms and conditions apply. Please refer to baileيوفbristol.co.uk for more details.



 Find your Retailer Go to baileيوفbristol.co.uk/find-a-retailer

JOIN THE CLUB



Bailey Owners Club

Once you're out on the road with your Bailey, you're already part of an exclusive club. So why not go one step further and join the real thing?

The Bailey Owners Club is here to help you get the most from your Bailey caravan or motorhome. Completely independent from Bailey of Bristol, there are members all over the world – and there's even a 'Little Bees' club for younger caravanners.

Membership is full of benefits. You'll be invited to weekend events and rallies across the UK, often at exclusive venues, while enjoying discounts on longer holidays in the UK and abroad – as well as online discounts at PRIMA Leisure, of course. You'll even have the chance to come and tour the Bailey factory, and meet the people behind Bailey.

 Join the club
Go to baileيوفownersclub.org



Join our community



baileyofbristol.co.uk

This brochure does not constitute an offer by Bailey Caravans Ltd (Bailey). Bailey reserves the right to alter specifications and prices as market and supply conditions demand. Your Bailey Retailer will confirm all specification details prior to you making your purchasing decision. E. & O. E. Bailey Retailers sell our products of their own choice and not as agents of Bailey. Accordingly they have no authority to bind Bailey or to make any representation or undertaking whatsoever on behalf of Bailey. All household items illustrated in this brochure are used to enhance photography and are for display purposes only. They are not supplied with your touring caravan. Photographic colour reproduction is subject to the limitations of the production process.
Printed February 2020.

Designed and produced by: saintnicks

Photography: Alan Bond, assisted by Henry Howard and Oliver Cox.

Photography locations:

Alicanto Grande: Highlands End Holiday Park, Bridport, Dorset www.wdlh.co.uk

Pegasus Grande: Beanhill Farm, Lydney, Gloucestershire www.beanhillfarm.co.uk

Unicorn Black Edition: Thatchers Cider Farm, Sandford, Somerset www.thatcherscider.co.uk

Phoenix: Cheddar Mendip Heights, Priddy, Somerset www.campingandcaravanningclub.co.uk

Discovery: Back of Beyond Touring Park, Saint Leonards, East Dorset www.backofbeyondtouringpark.co.uk